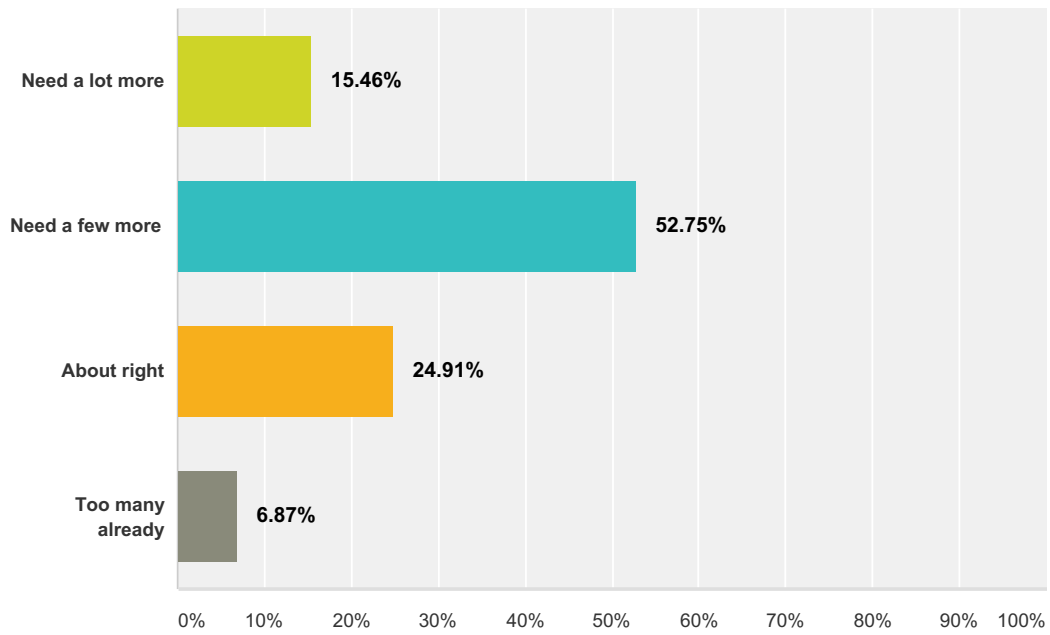


### Q1 What do you think about the amount of housing currently available in Lavenham:

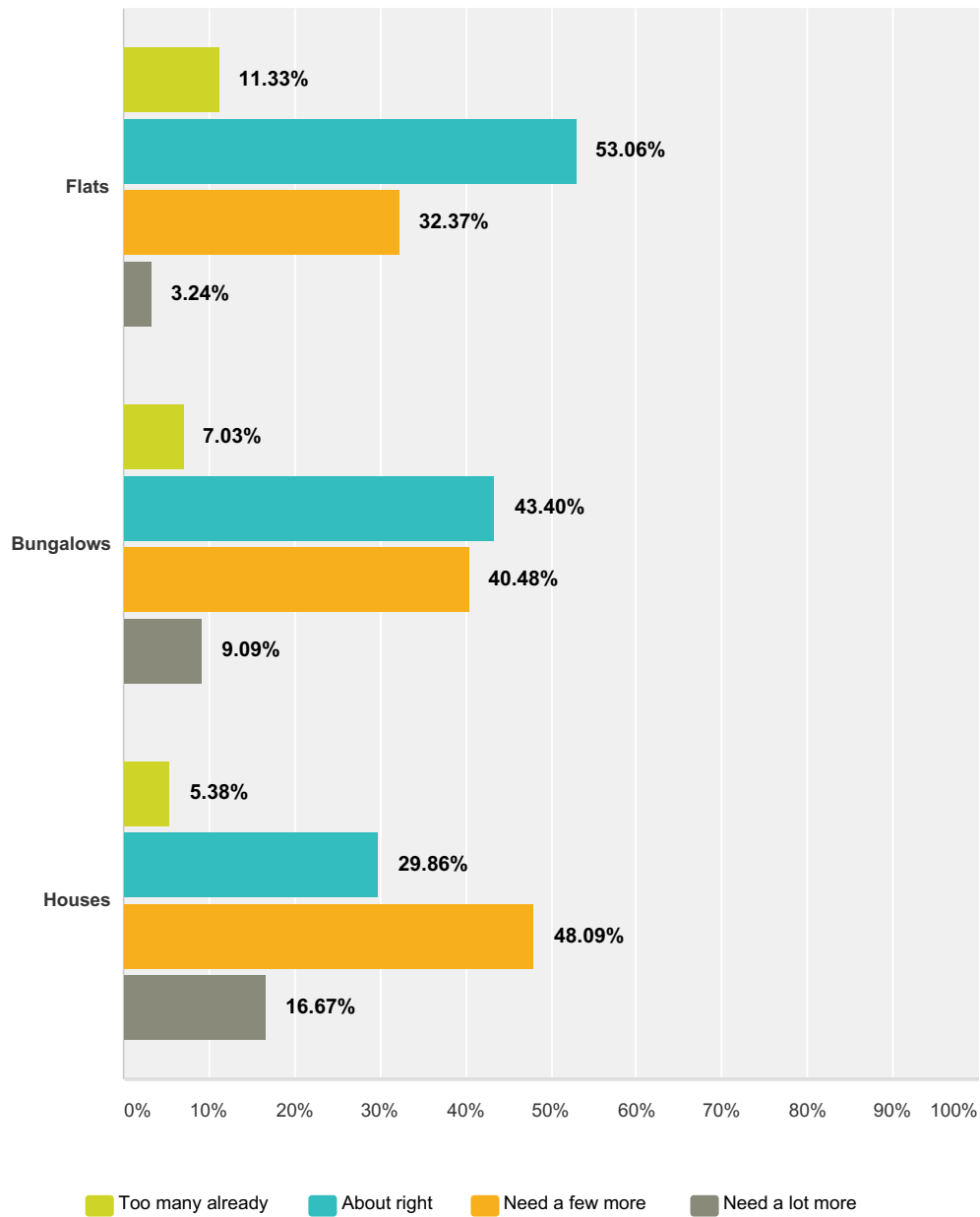
Answered: 582 Skipped: 25



Answer Choices	Responses	
Need a lot more	15.46%	90
Need a few more	52.75%	307
About right	24.91%	145
Too many already	6.87%	40
<b>Total</b>		<b>582</b>

## Q2 What do you think about the current composition of housing in Lavenham:

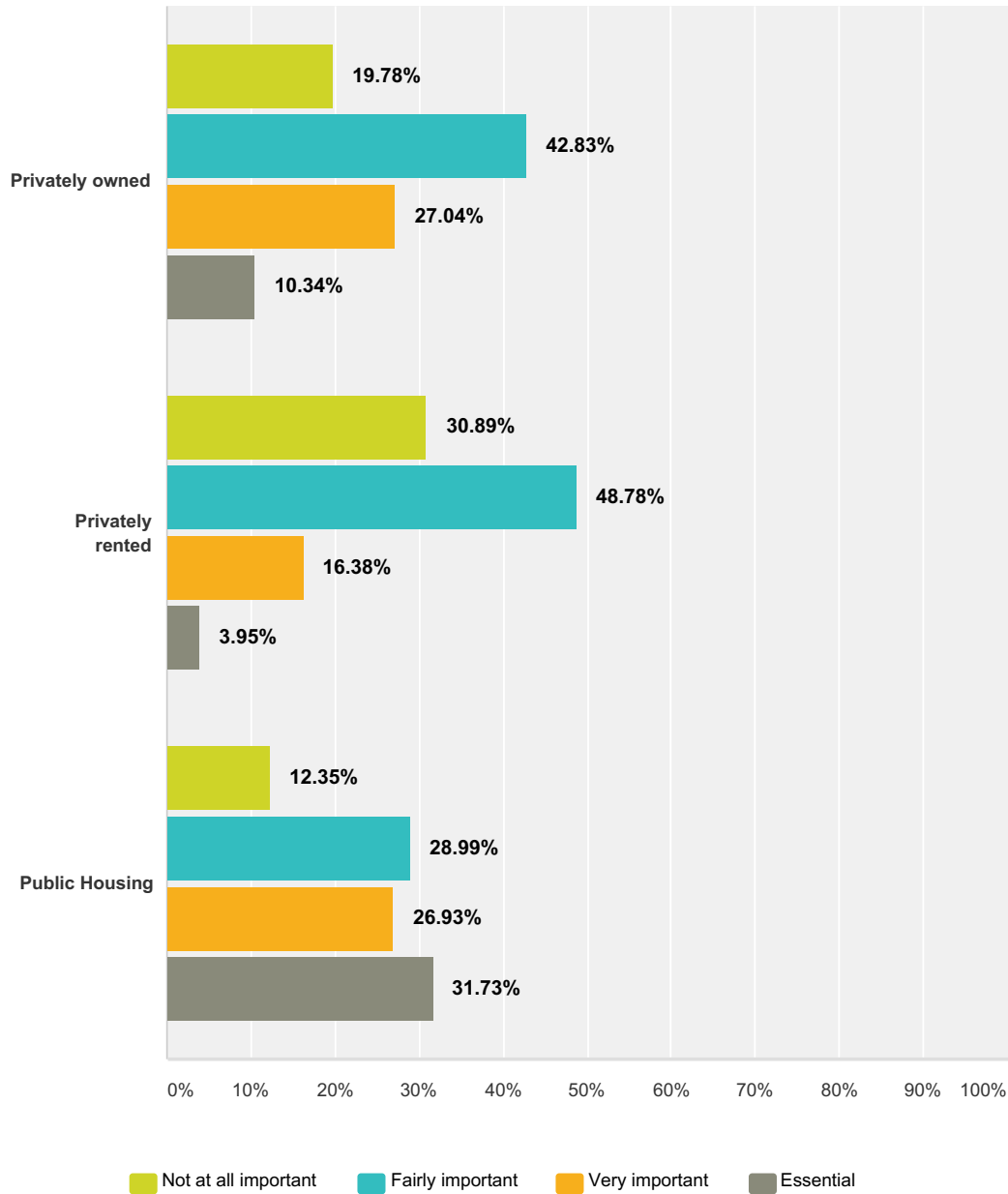
Answered: 595 Skipped: 12



	Too many already	About right	Need a few more	Need a lot more	Total
Flats	11.33% 63	53.06% 295	32.37% 180	3.24% 18	556
Bungalows	7.03% 41	43.40% 253	40.48% 236	9.09% 53	583
Houses	5.38% 31	29.86% 172	48.09% 277	16.67% 96	576

**Q3 If a new development takes place, what tenure do you consider most important?  
(Public housing = housing provided by a local authority or housing association at below market rent)**

Answered: 596 Skipped: 11

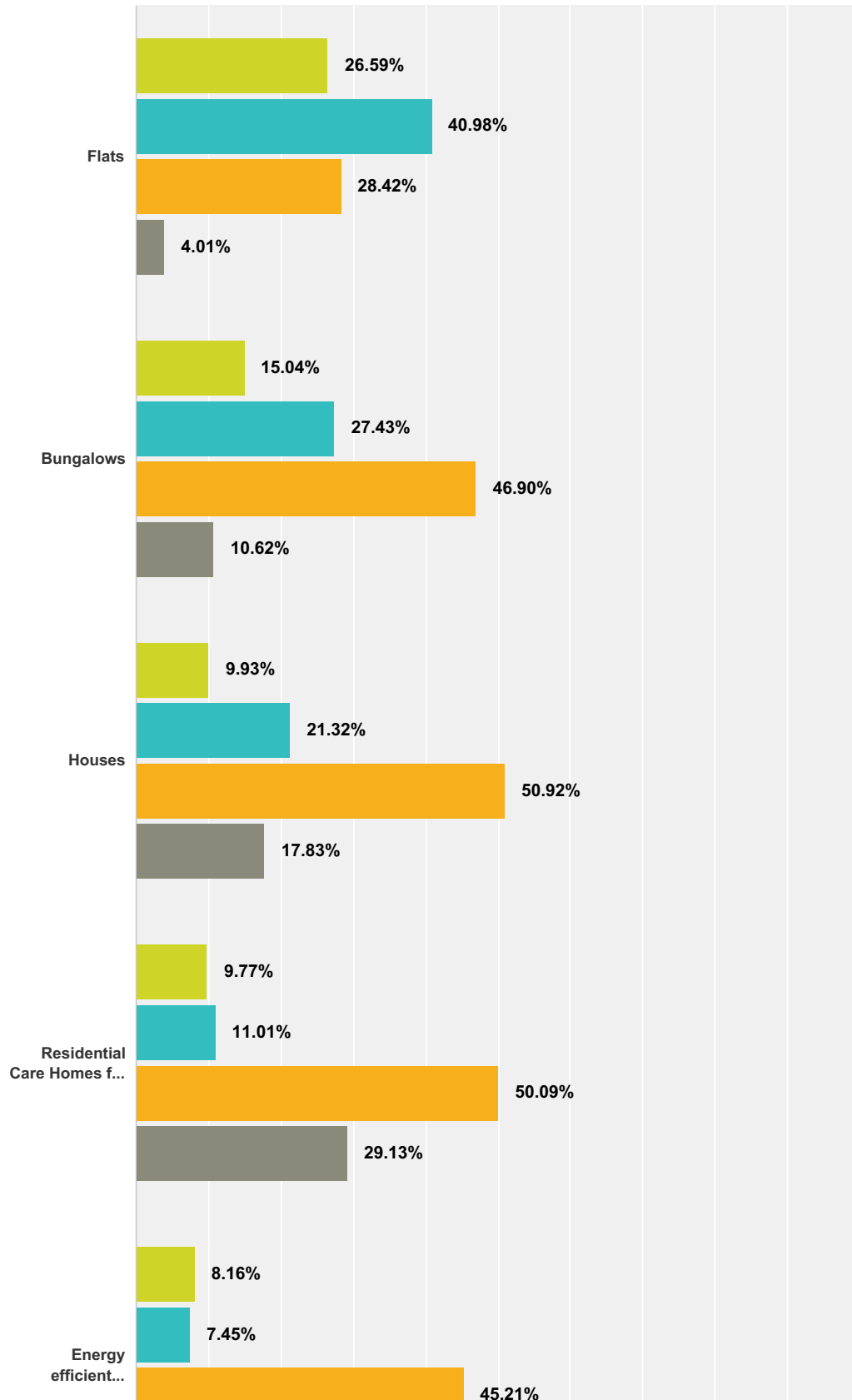


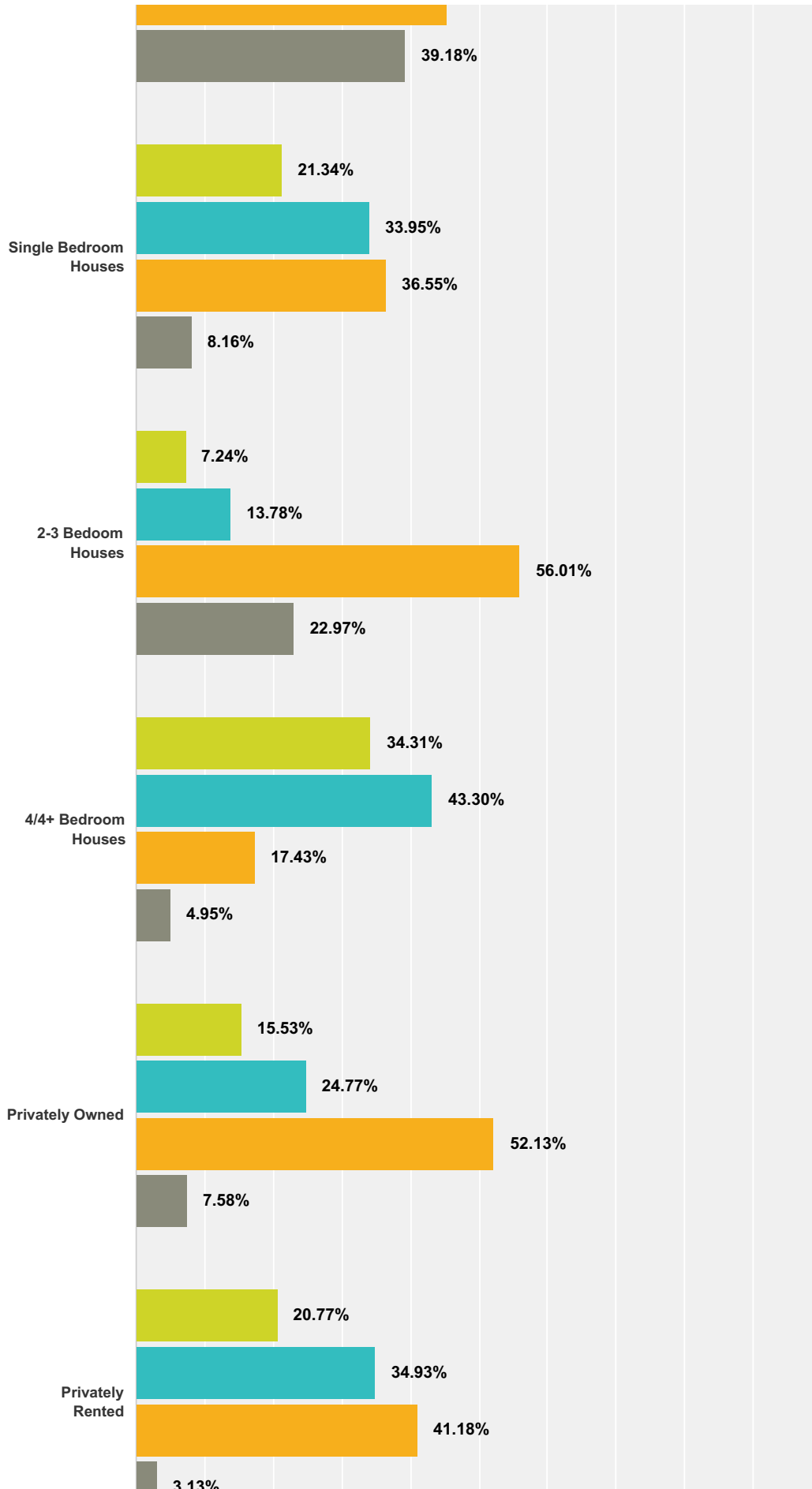
	Not at all important	Fairly important	Very important	Essential	Total
Privately owned	19.78% 109	42.83% 236	27.04% 149	10.34% 57	551
Privately rented	30.89% 164	48.78% 259	16.38% 87	3.95% 21	531

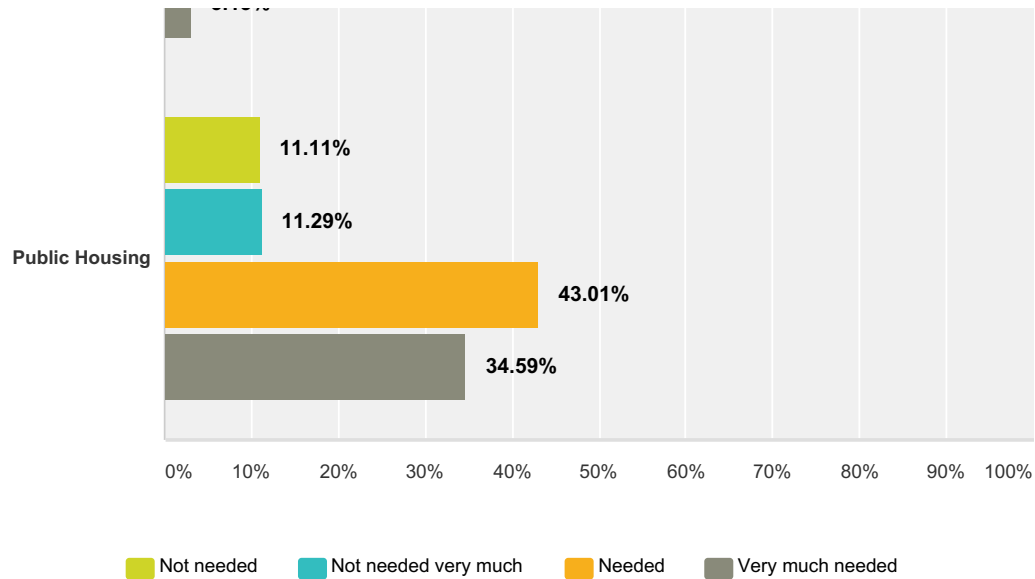
Public Housing	<b>12.35%</b> 72	<b>28.99%</b> 169	<b>26.93%</b> 157	<b>31.73%</b> 185	583
----------------	---------------------	----------------------	----------------------	----------------------	-----

### Q4 What are our housing requirements for the future?

Answered: 592 Skipped: 15



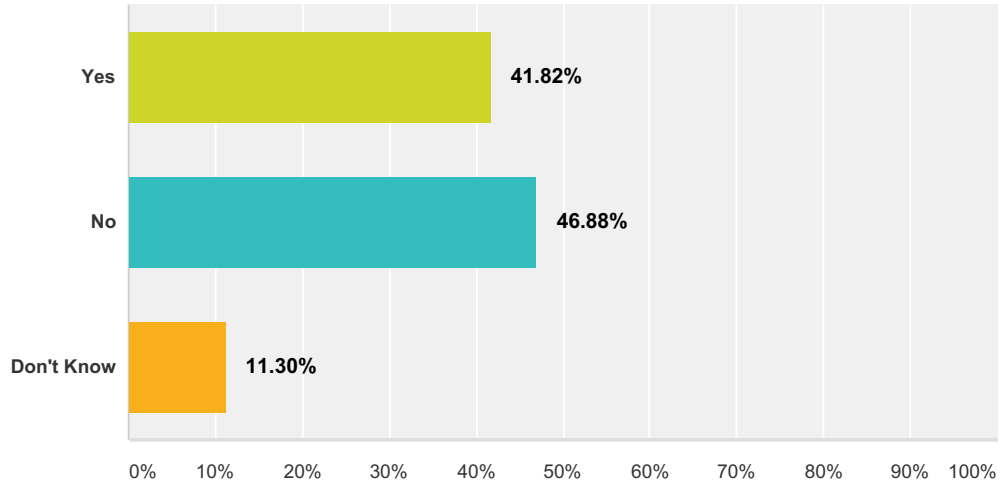




	Not needed	Not needed very much	Needed	Very much needed	Total
Flats	26.59% 146	40.98% 225	28.42% 156	4.01% 22	549
Bungalows	15.04% 85	27.43% 155	46.90% 265	10.62% 60	565
Houses	9.93% 54	21.32% 116	50.92% 277	17.83% 97	544
Residential Care Homes for the Elderly/Infirm	9.77% 55	11.01% 62	50.09% 282	29.13% 164	563
Energy efficient Housing	8.16% 46	7.45% 42	45.21% 255	39.18% 221	564
Single Bedroom Houses	21.34% 115	33.95% 183	36.55% 197	8.16% 44	539
2-3 Bedroom Houses	7.24% 41	13.78% 78	56.01% 317	22.97% 130	566
4/4+ Bedroom Houses	34.31% 187	43.30% 236	17.43% 95	4.95% 27	545
Privately Owned	15.53% 84	24.77% 134	52.13% 282	7.58% 41	541
Privately Rented	20.77% 113	34.93% 190	41.18% 224	3.13% 17	544
Public Housing	11.11% 62	11.29% 63	43.01% 240	34.59% 193	558

### Q5 Do you think the village should be allowed to expand outside the already built-up area of the village into adjacent areas?

Answered: 593 Skipped: 14

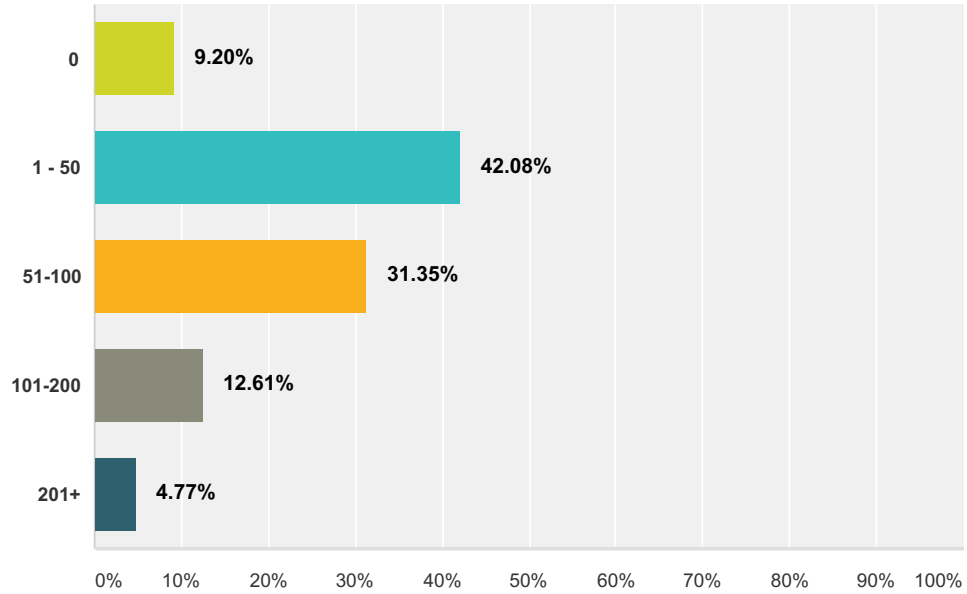


Answer Choices	Responses
Yes	41.82% 248
No	46.88% 278
Don't Know	11.30% 67
<b>Total</b>	<b>593</b>



### Q6 In your opinion how many new homes should be built in the village in the next 20 years?(Please tick)

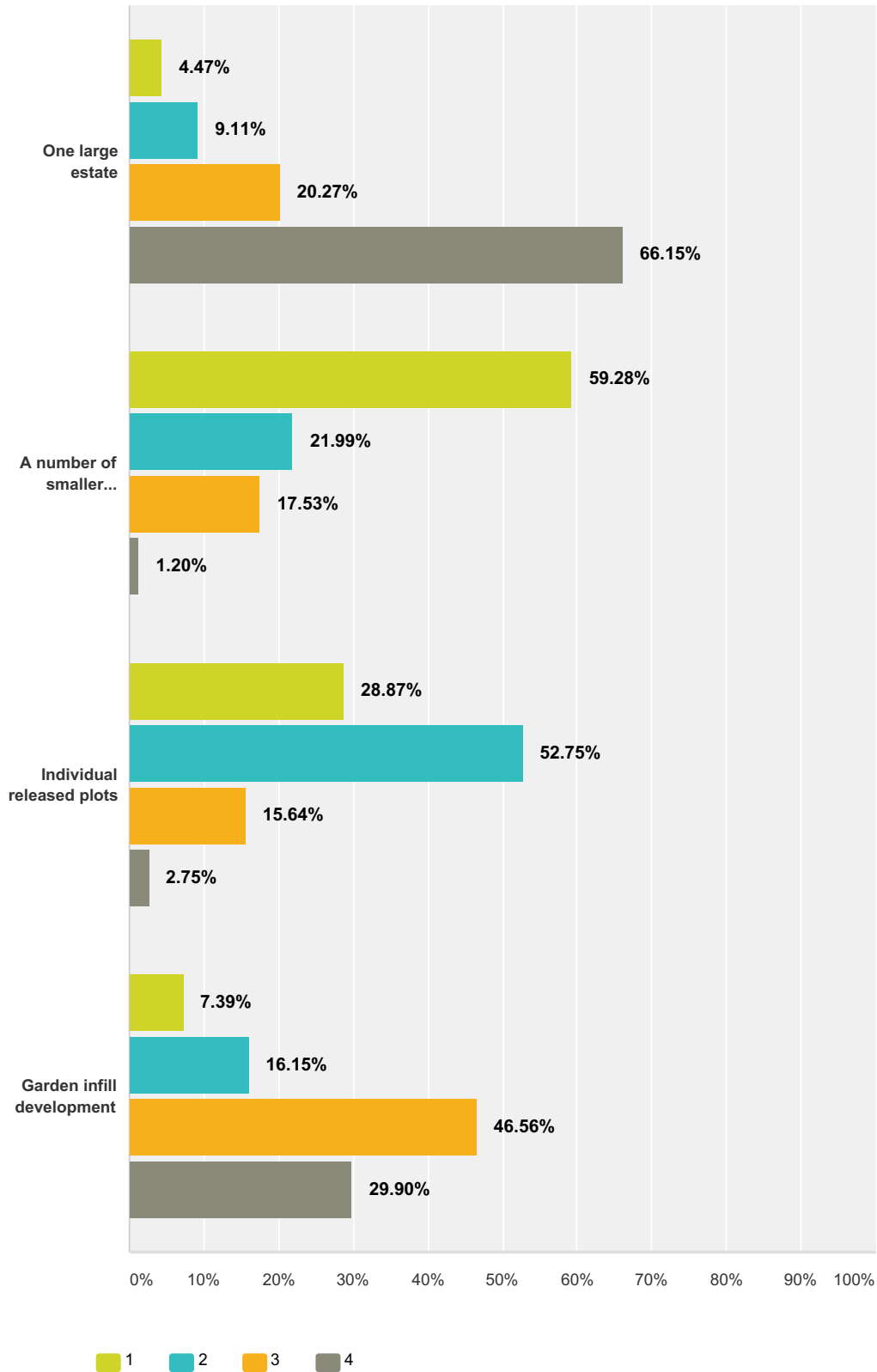
Answered: 587 Skipped: 20



Answer Choices	Responses	
0	9.20%	54
1 - 50	42.08%	247
51-100	31.35%	184
101-200	12.61%	74
201+	4.77%	28
<b>Total</b>		<b>587</b>

**Q7 If additional housing were to be built, which would you prefer? Please rank in order of preference, where 1 is your first choice, and 4 is your least favourite choice**

Answered: 582 Skipped: 25

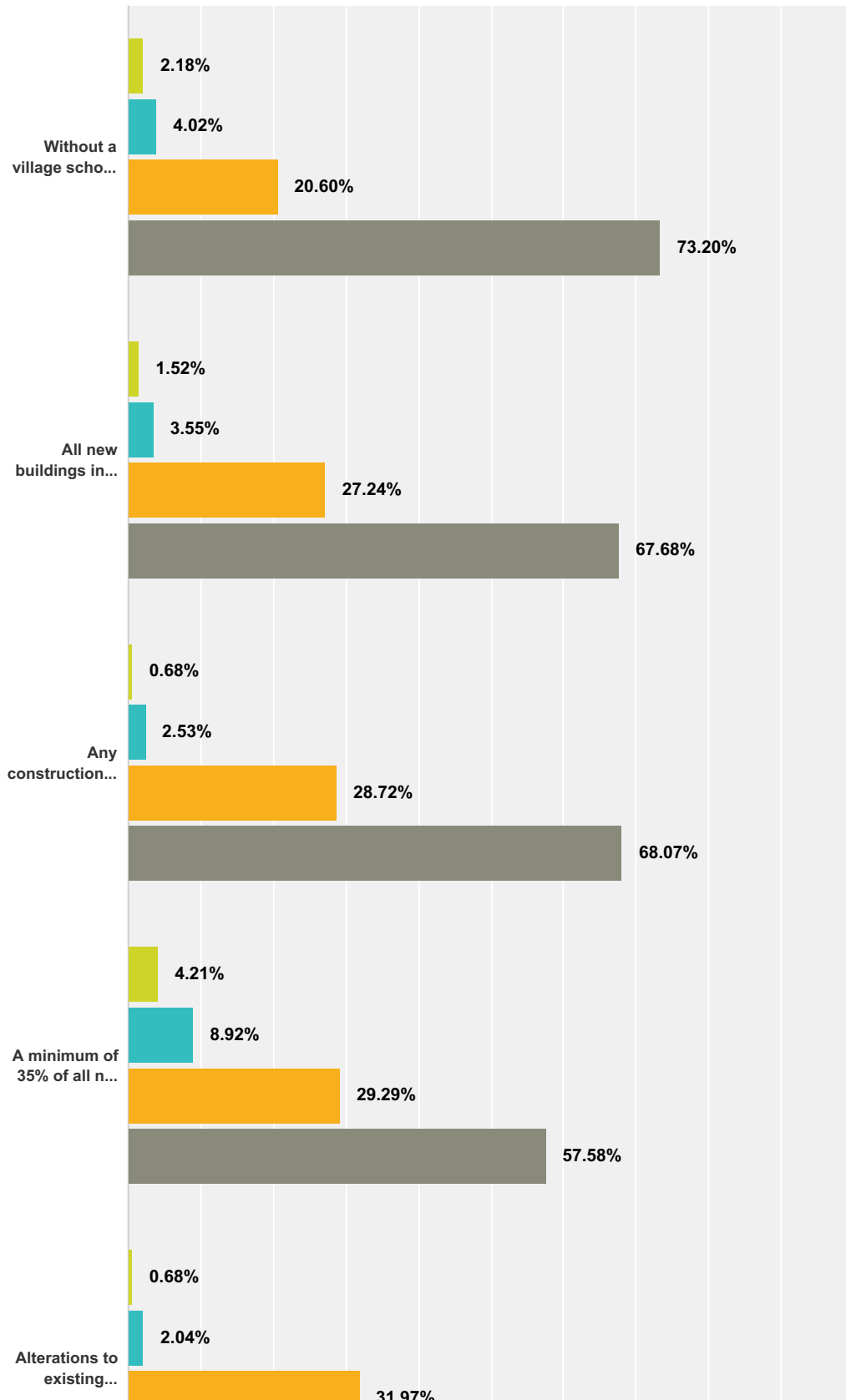


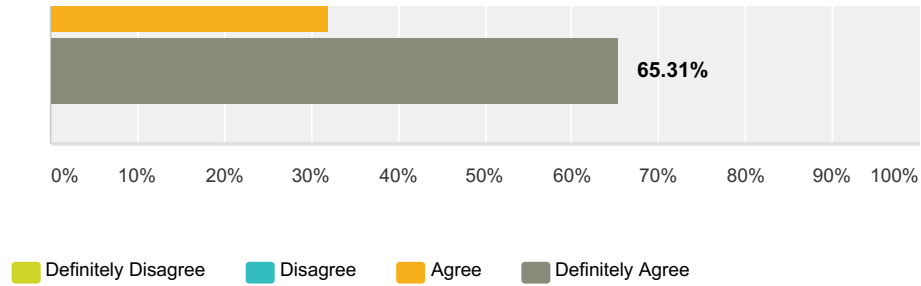
	1	2	3	4	Total	Score
One large estate	4.47% 26	9.11% 53	20.27% 118	66.15% 385	582	1.52
A number of smaller developments	59.28% 345	21.99% 128	17.53% 102	1.20% 7	582	3.39

Individual released plots	<b>28.87%</b> 168	<b>52.75%</b> 307	<b>15.64%</b> 91	<b>2.75%</b> 16	582	3.08
Garden infill development	<b>7.39%</b> 43	<b>16.15%</b> 94	<b>46.56%</b> 271	<b>29.90%</b> 174	582	2.01

### Q8 Please tell us how much you agree or disagree with the following statements:

Answered: 599 Skipped: 8





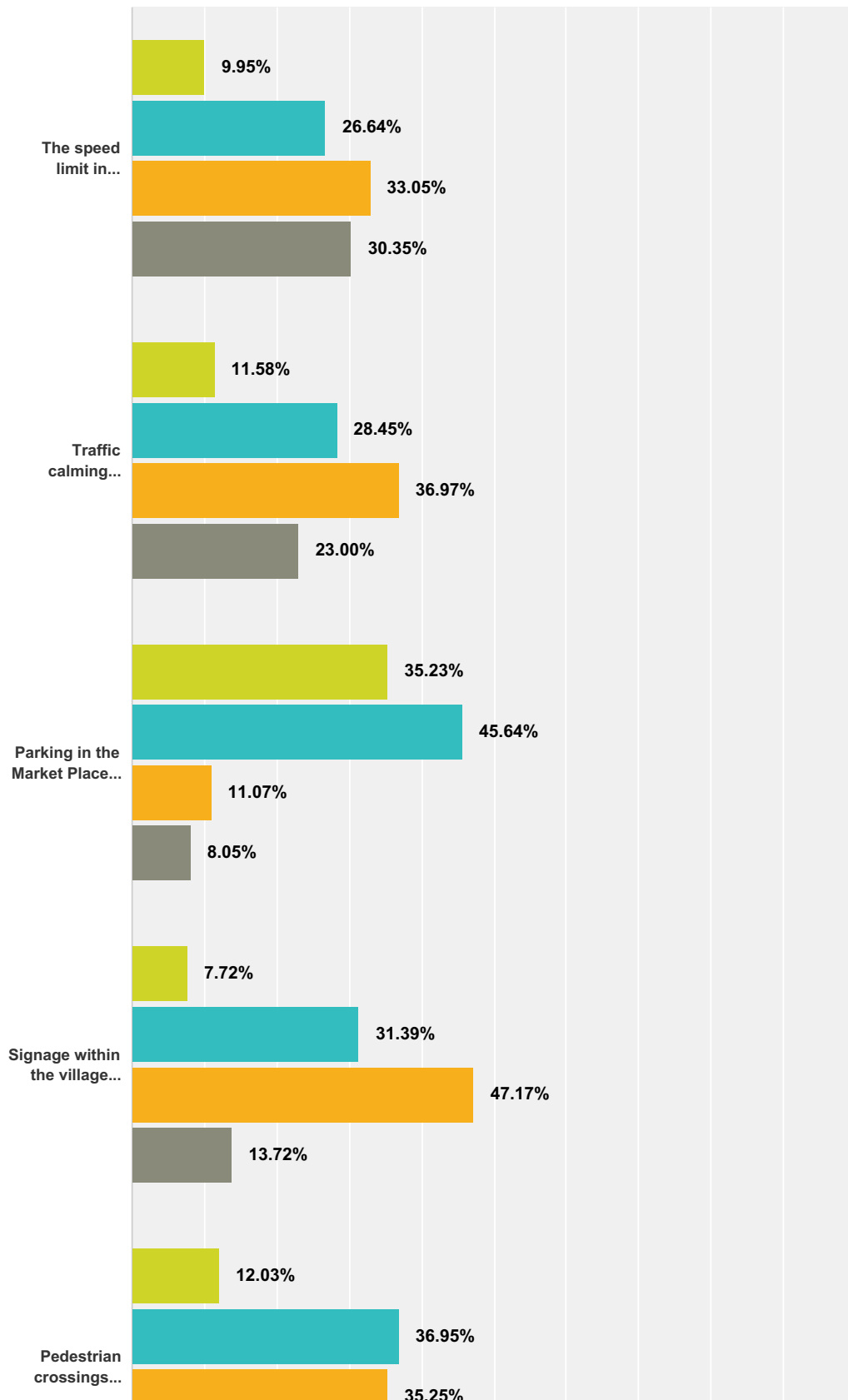
	Definitely Disagree	Disagree	Agree	Definitely Agree	Total
Without a village school the fabric of our community would be undermined	2.18% 13	4.02% 24	20.60% 123	73.20% 437	597
All new buildings in Lavenham should be sympathetic to the surroundings	1.52% 9	3.55% 21	27.24% 161	67.68% 400	591
Any construction or alterations should be built to at least current best practice	0.68% 4	2.53% 15	28.72% 170	68.07% 403	592
A minimum of 35% of all new housing developments should be earmarked for housing for local people	4.21% 25	8.92% 53	29.29% 174	57.58% 342	594
Alterations to existing buildings within the conservation area should be done sensitively and taking into consideration the character and location of the property	0.68% 4	2.04% 12	31.97% 188	65.31% 384	588

**Q9 If you have anything further to add to this section, please comment in the space below:**

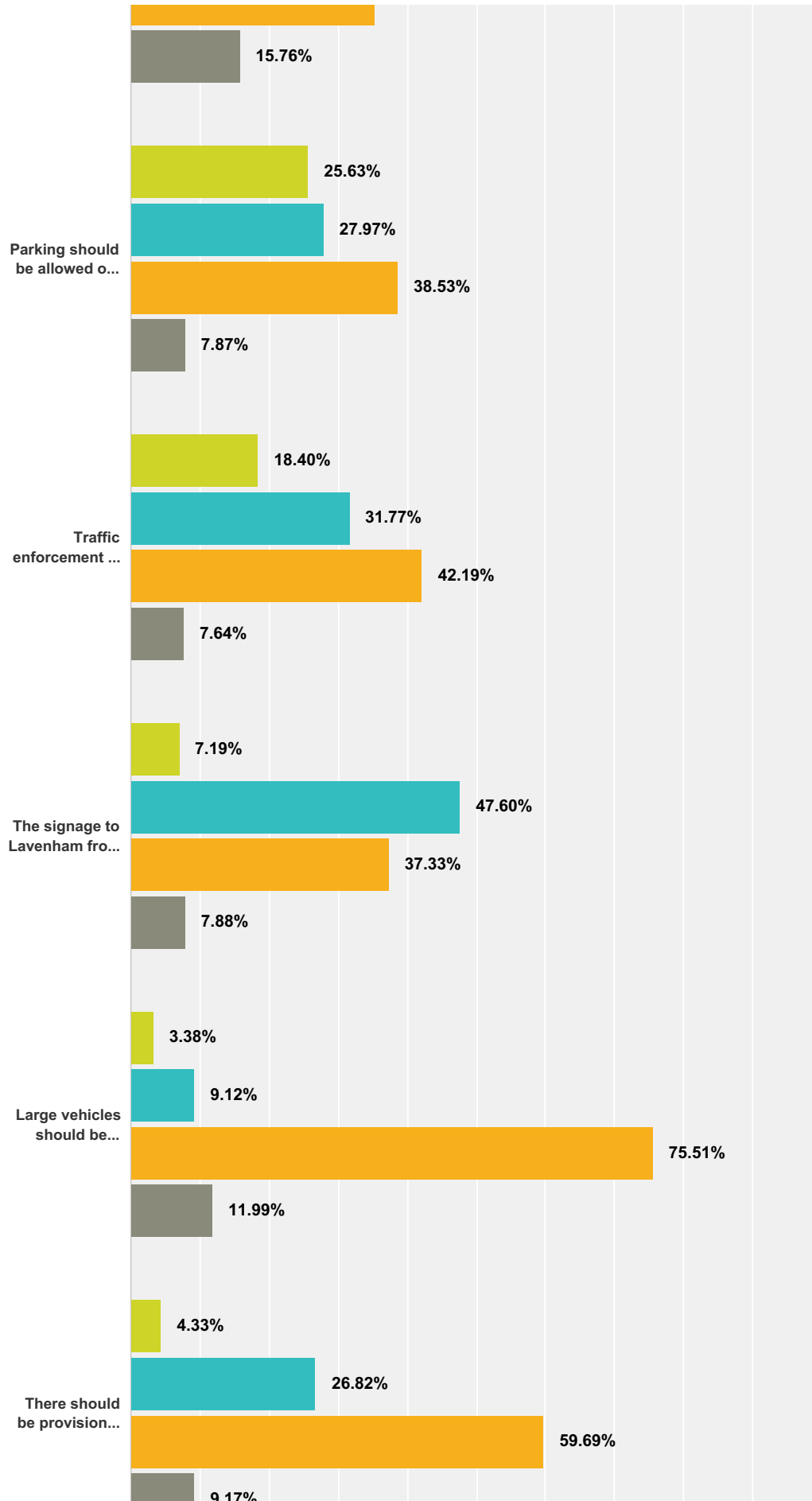
Answered: 127 Skipped: 480

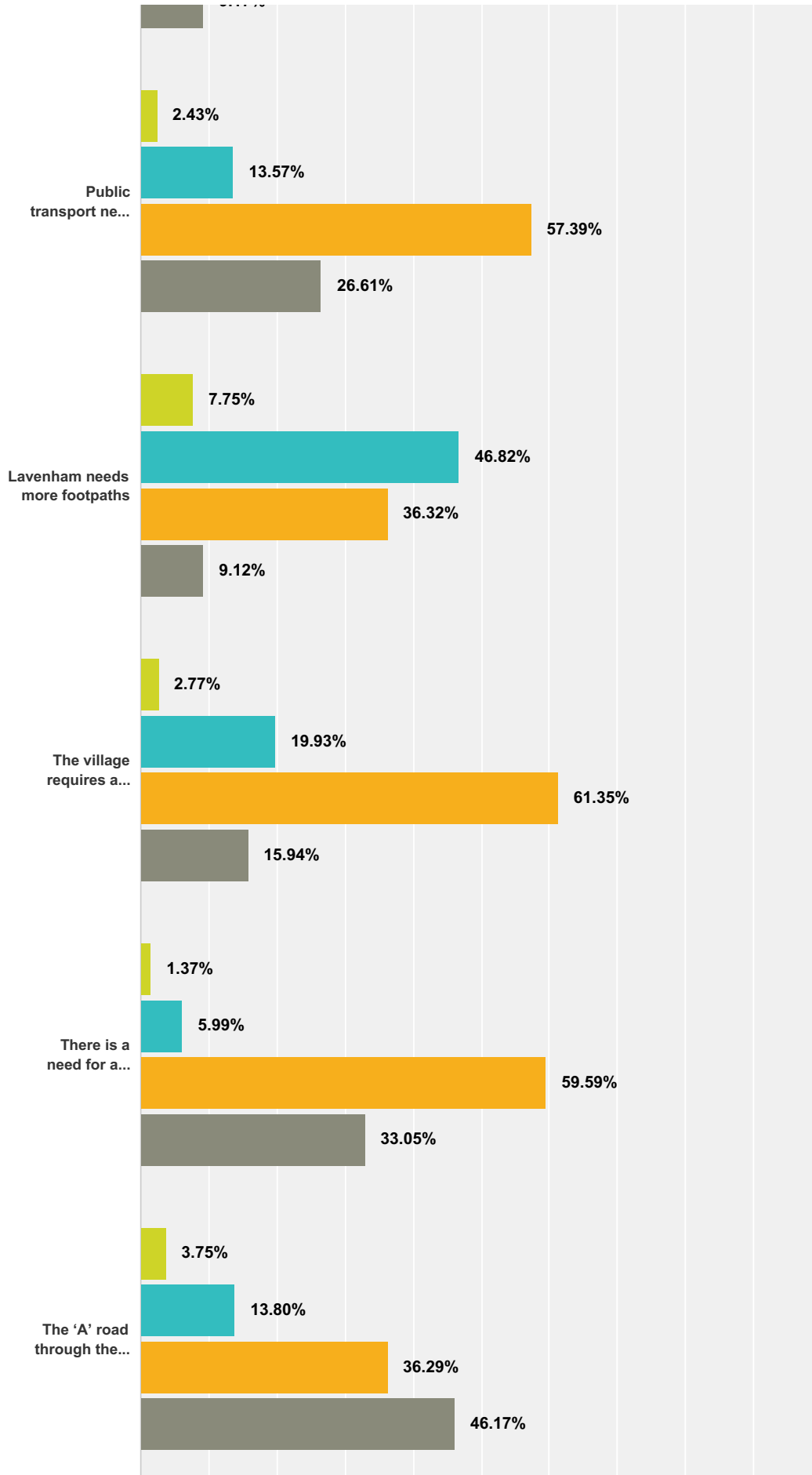
### Q10 Please tell us how much you agree or disagree with the following statements:

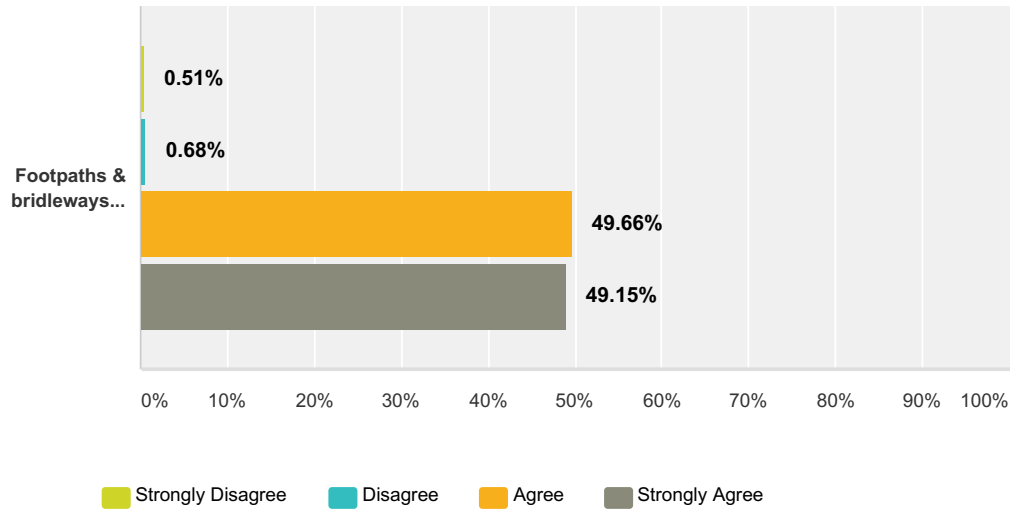
Answered: 603 Skipped: 4











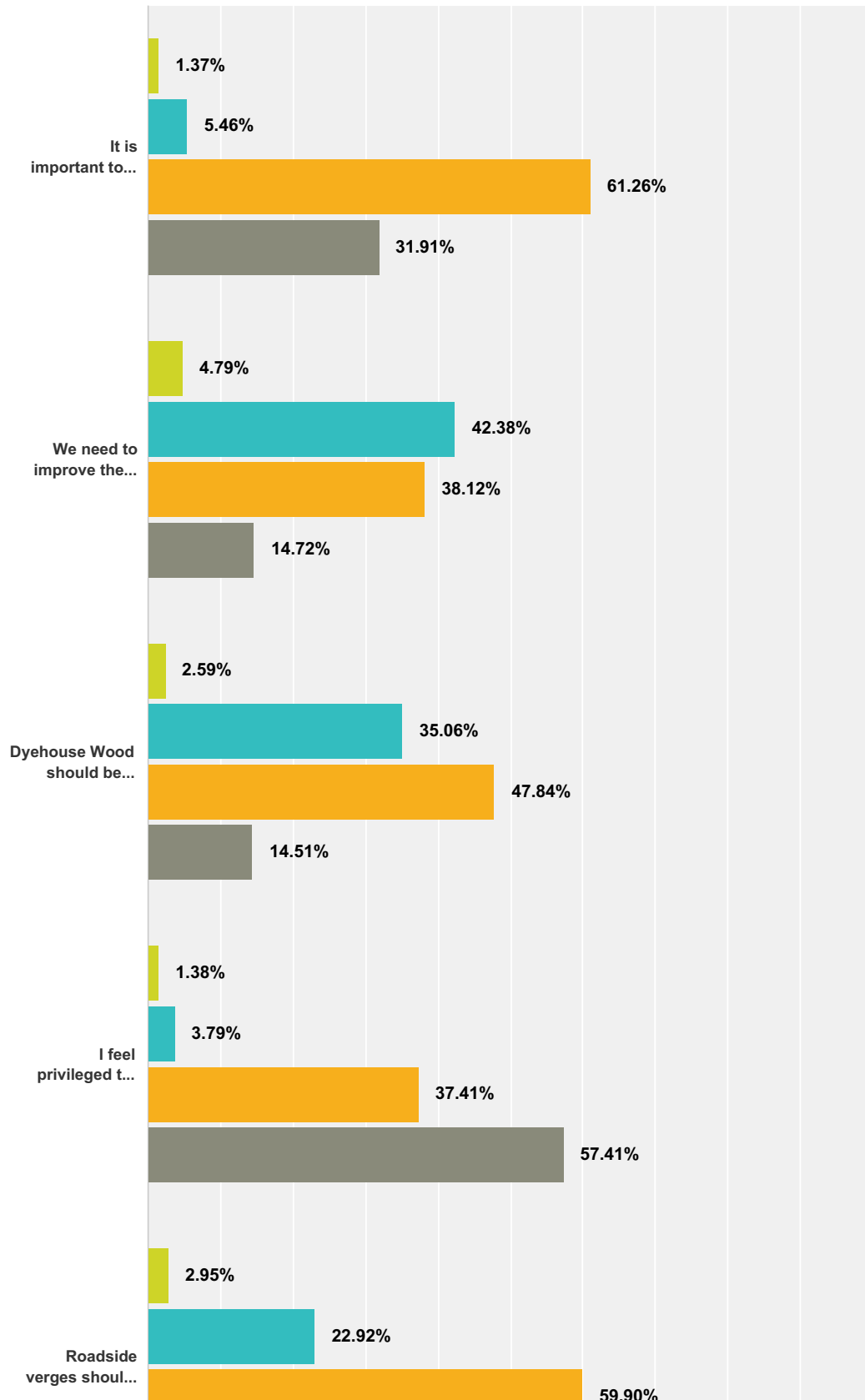
	Strongly Disagree	Disagree	Agree	Strongly Agree	Total
The speed limit in Lavenham should be 20 miles per hour	9.95% 59	26.64% 158	33.05% 196	30.35% 180	593
Traffic calming measures should be introduced	11.58% 68	28.45% 167	36.97% 217	23.00% 135	587
Parking in the Market Place should be forbidden	35.23% 210	45.64% 272	11.07% 66	8.05% 48	596
Signage within the village should be improved	7.72% 45	31.39% 183	47.17% 275	13.72% 80	583
Pedestrian crossings should be provided	12.03% 71	36.95% 218	35.25% 208	15.76% 93	590
Parking should be allowed on pavements in appropriate places	25.63% 153	27.97% 167	38.53% 230	7.87% 47	597
Traffic enforcement is adequate	18.40% 106	31.77% 183	42.19% 243	7.64% 44	576
The signage to Lavenham from the main roads needs updating	7.19% 42	47.60% 278	37.33% 218	7.88% 46	584
Large vehicles should be tolerated where they service a local need	3.38% 20	9.12% 54	75.51% 447	11.99% 71	592
There should be provision for more cycle parking in the village	4.33% 25	26.82% 155	59.69% 345	9.17% 53	578
Public transport needs to be expanded to evenings and Sundays	2.43% 14	13.57% 78	57.39% 330	26.61% 153	575
Lavenham needs more footpaths	7.75% 45	46.82% 272	36.32% 211	9.12% 53	581
The village requires a minibus service	2.77% 16	19.93% 115	61.35% 354	15.94% 92	577
There is a need for a service to local hospitals for the infirm and elderly	1.37% 8	5.99% 35	59.59% 348	33.05% 193	584
The 'A' road through the village should be downgraded to reduce heavy traffic	3.75% 22	13.80% 81	36.29% 213	46.17% 271	587
Footpaths & bridleways should be kept in good order	0.51% 3	0.68% 4	49.66% 291	49.15% 288	586

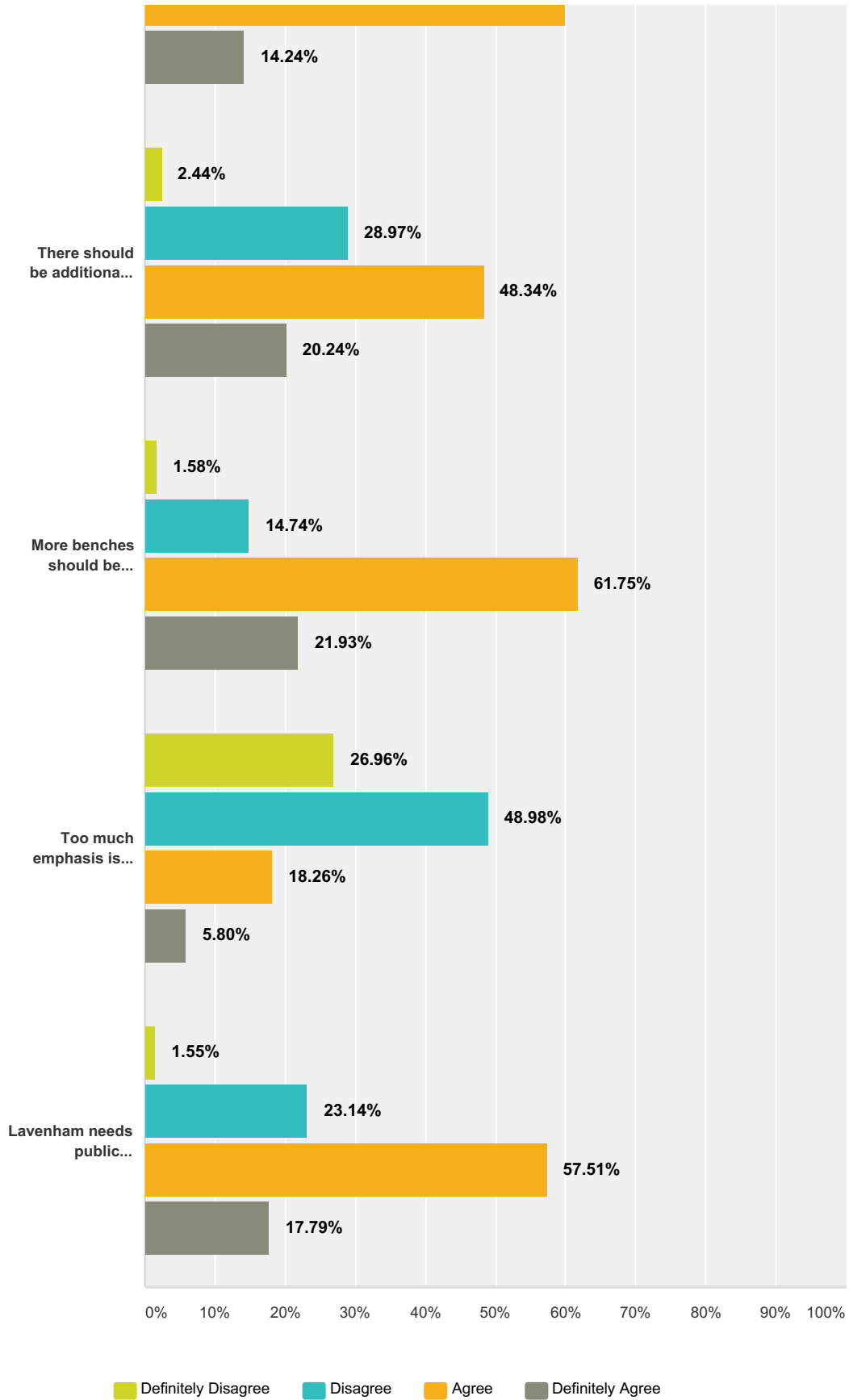
**Q11 If you have anything further to add to this section, please comment in the space below:**

Answered: 140 Skipped: 467

### Q12 Please tell us how much you agree or disagree with the following statements:

Answered: 598 Skipped: 9





Definitely Disagree	Disagree	Agree	Definitely Agree	Total
---------------------	----------	-------	------------------	-------

It is important to manage wildlife habitats in the parish	<b>1.37%</b> 8	<b>5.46%</b> 32	<b>61.26%</b> 359	<b>31.91%</b> 187	586
We need to improve the image of the Market Place	<b>4.79%</b> 27	<b>42.38%</b> 239	<b>38.12%</b> 215	<b>14.72%</b> 83	564
Dyehouse Wood should be expanded	<b>2.59%</b> 15	<b>35.06%</b> 203	<b>47.84%</b> 277	<b>14.51%</b> 84	579
I feel privileged to live within such a historic & beautiful environment	<b>1.38%</b> 8	<b>3.79%</b> 22	<b>37.41%</b> 217	<b>57.41%</b> 333	580
Roadside verges should be enhanced	<b>2.95%</b> 17	<b>22.92%</b> 132	<b>59.90%</b> 345	<b>14.24%</b> 82	576
There should be additional tree planting within the village	<b>2.44%</b> 14	<b>28.97%</b> 166	<b>48.34%</b> 277	<b>20.24%</b> 116	573
More benches should be provided in public spaces	<b>1.58%</b> 9	<b>14.74%</b> 84	<b>61.75%</b> 352	<b>21.93%</b> 125	570
Too much emphasis is placed on Lavenham's historic environment	<b>26.96%</b> 158	<b>48.98%</b> 287	<b>18.26%</b> 107	<b>5.80%</b> 34	586
Lavenham needs public allotments	<b>1.55%</b> 9	<b>23.14%</b> 134	<b>57.51%</b> 333	<b>17.79%</b> 103	579

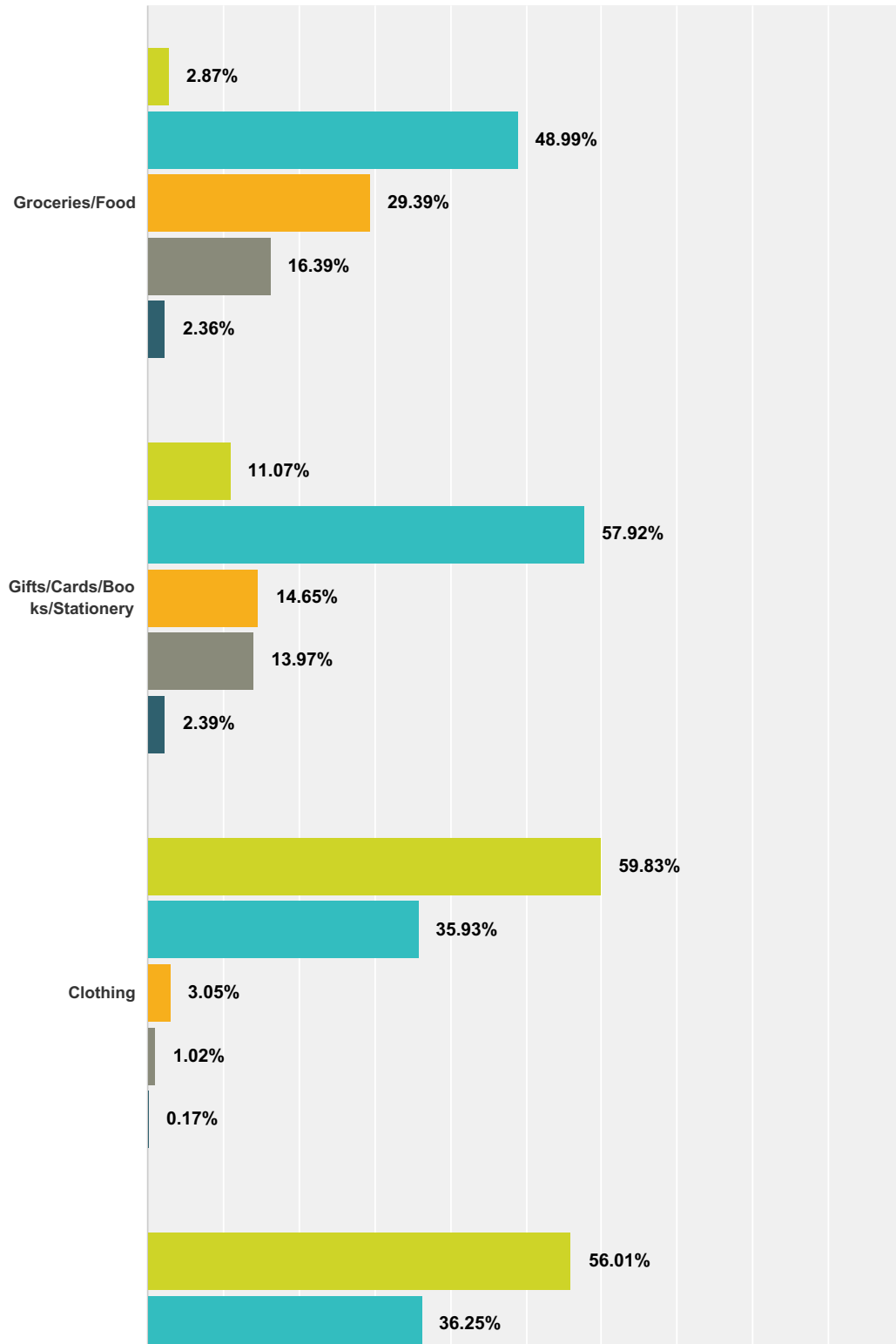
**Q13 If you have anything further to add to this section, please comment in the space below:**

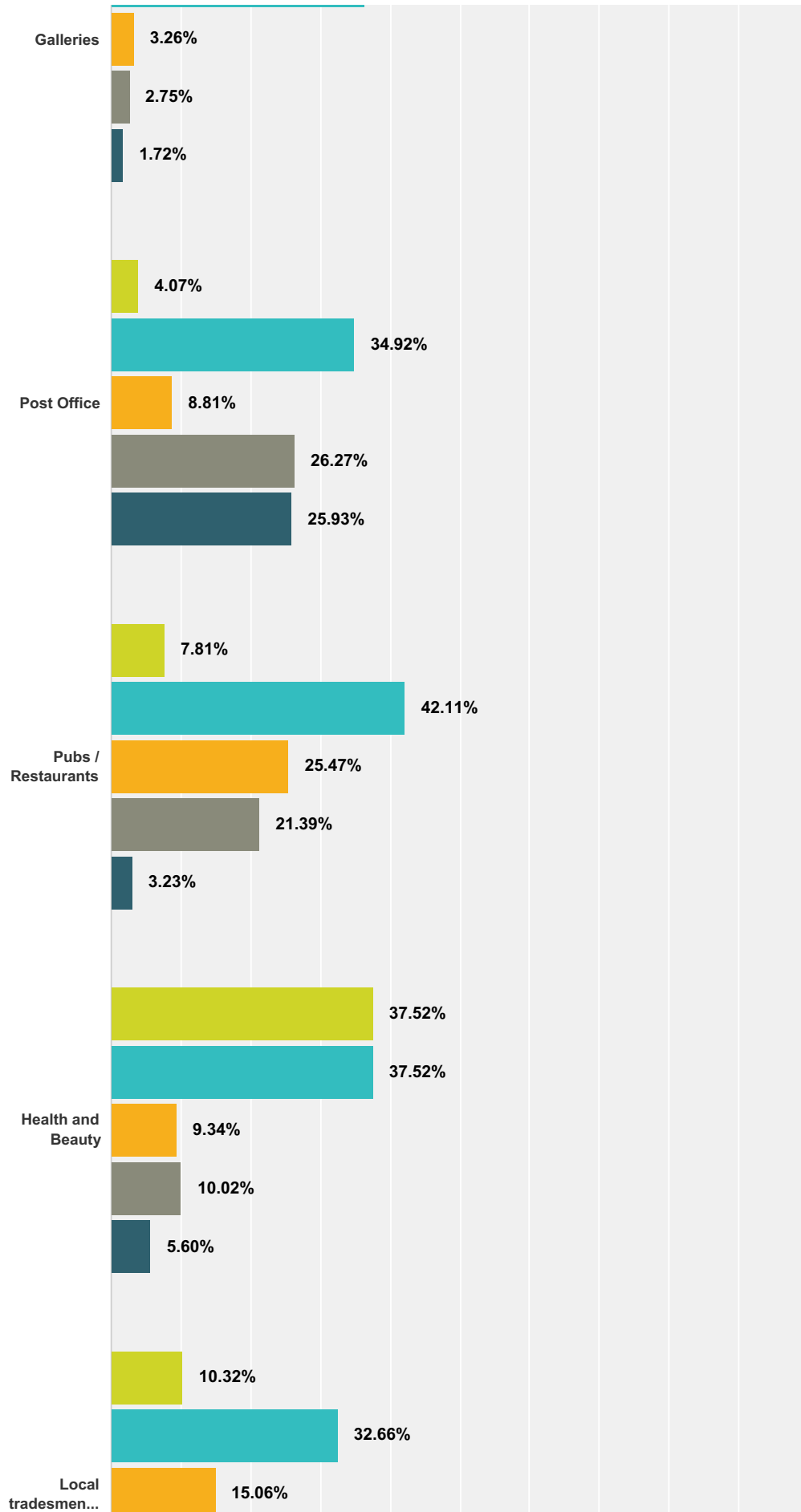
Answered: 97 Skipped: 510

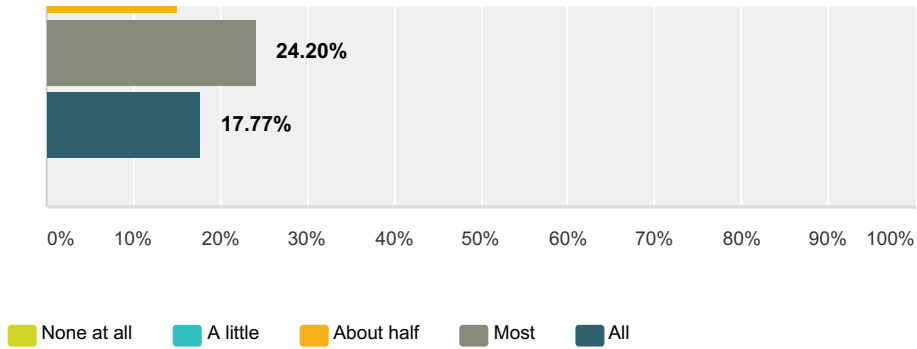


**Q14 Listed below are various things that most of us spend money on. Please tick what proportion of your household spend for each of the following categories is spent within the village**

Answered: 595 Skipped: 12







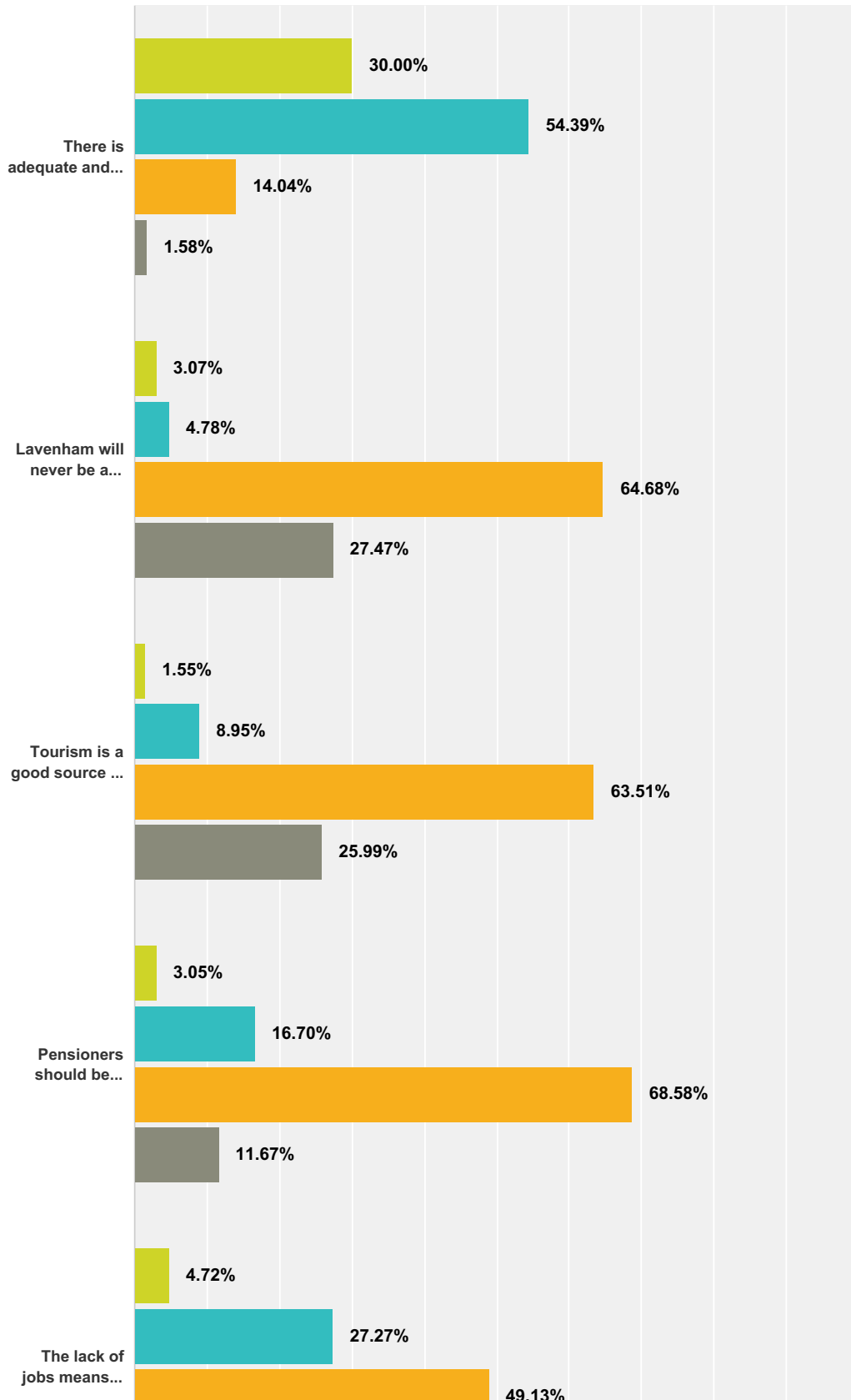
	None at all	A little	About half	Most	All	Total
Groceries/Food	2.87% 17	48.99% 290	29.39% 174	16.39% 97	2.36% 14	592
Gifts/Cards/Books/Stationery	11.07% 65	57.92% 340	14.65% 86	13.97% 82	2.39% 14	587
Clothing	59.83% 353	35.93% 212	3.05% 18	1.02% 6	0.17% 1	590
Galleries	56.01% 326	36.25% 211	3.26% 19	2.75% 16	1.72% 10	582
Post Office	4.07% 24	34.92% 206	8.81% 52	26.27% 155	25.93% 153	590
Pubs / Restaurants	7.81% 46	42.11% 248	25.47% 150	21.39% 126	3.23% 19	589
Health and Beauty	37.52% 221	37.52% 221	9.34% 55	10.02% 59	5.60% 33	589
Local tradesmen (electricians/builders/plumbers/gardeners etc)	10.32% 61	32.66% 193	15.06% 89	24.20% 143	17.77% 105	591

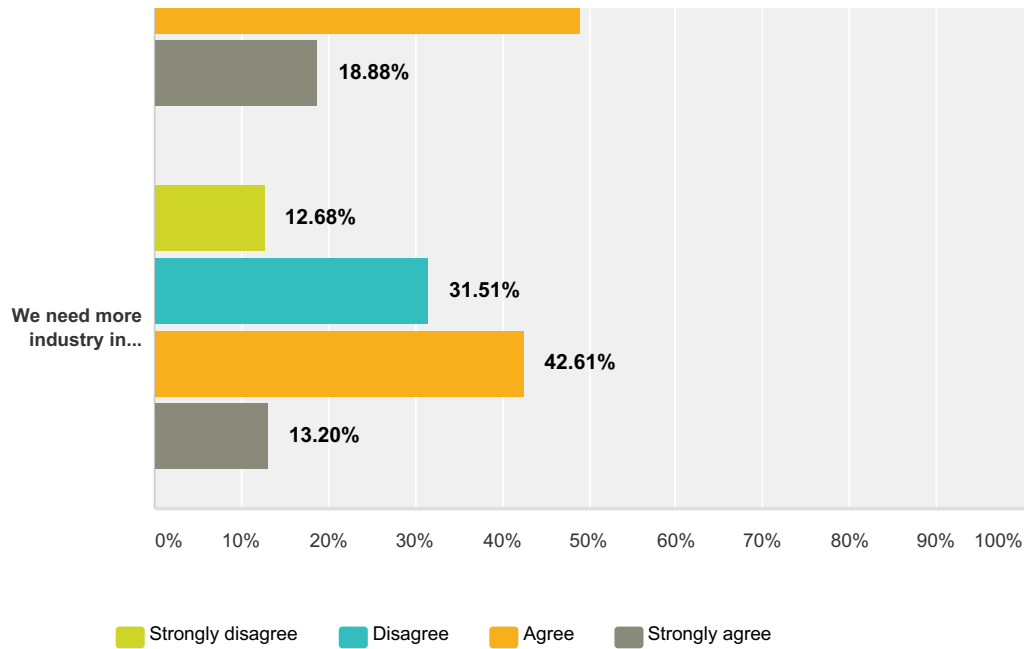
**Q15 What would encourage your household to spend more in the Lavenham businesses? Please comment in the space below**

Answered: 205 Skipped: 402

### Q16 How much do you agree or disagree with the following statements:

Answered: 592 Skipped: 15





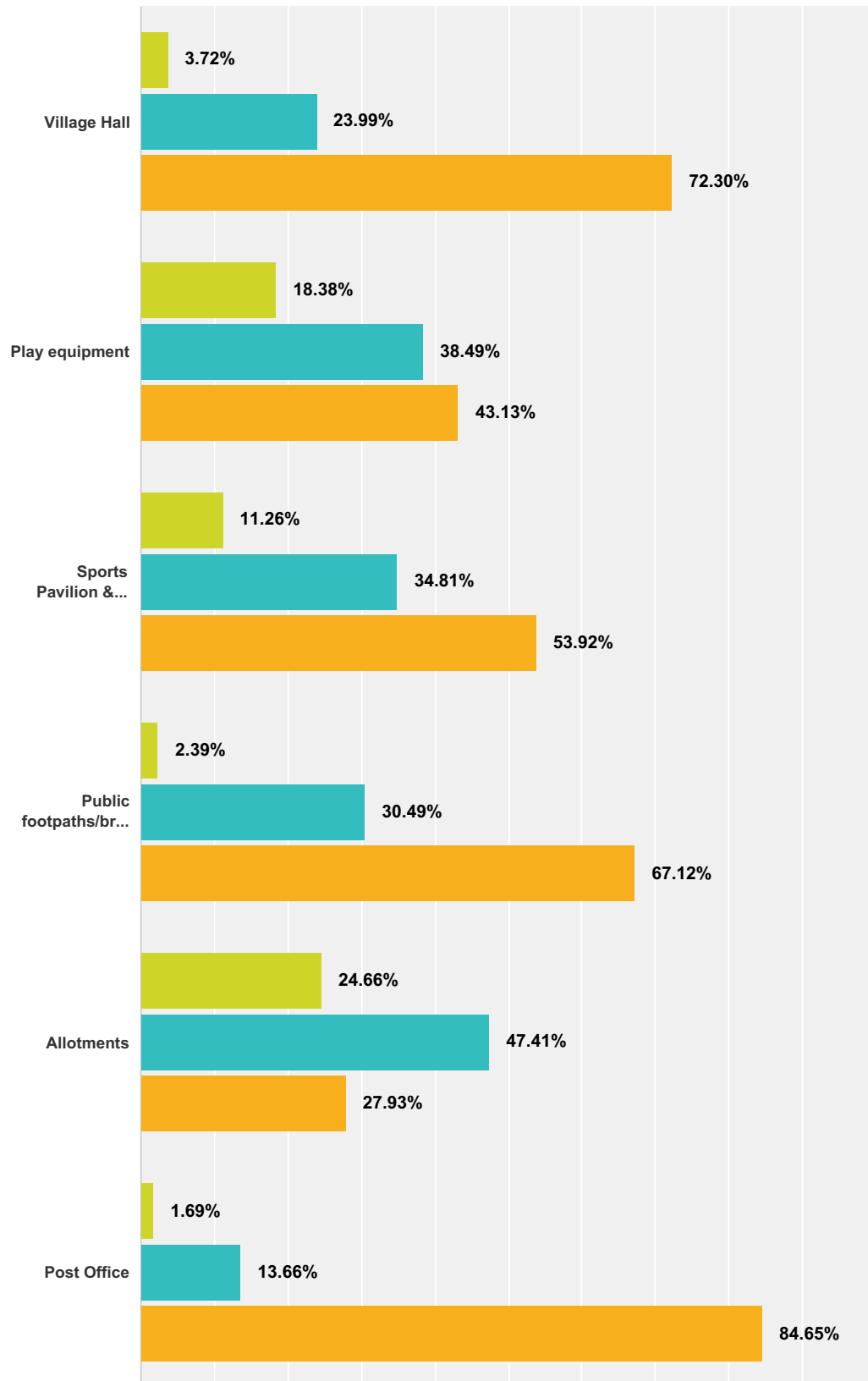
	Strongly disagree	Disagree	Agree	Strongly agree	Total
There is adequate and suitable employment for young people in Lavenham	30.00% 171	54.39% 310	14.04% 80	1.58% 9	570
Lavenham will never be a provider of employment for all its inhabitants	3.07% 18	4.78% 28	64.68% 379	27.47% 161	586
Tourism is a good source of employment	1.55% 9	8.95% 52	63.51% 369	25.99% 151	581
Pensioners should be provided with opportunities to supplement their income	3.05% 17	16.70% 93	68.58% 382	11.67% 65	557
The lack of jobs means people must move from Lavenham	4.72% 27	27.27% 156	49.13% 281	18.88% 108	572
We need more industry in Lavenham	12.68% 72	31.51% 179	42.61% 242	13.20% 75	568

**Q17 If you have anything further to add to this section, please comment in the space below:**

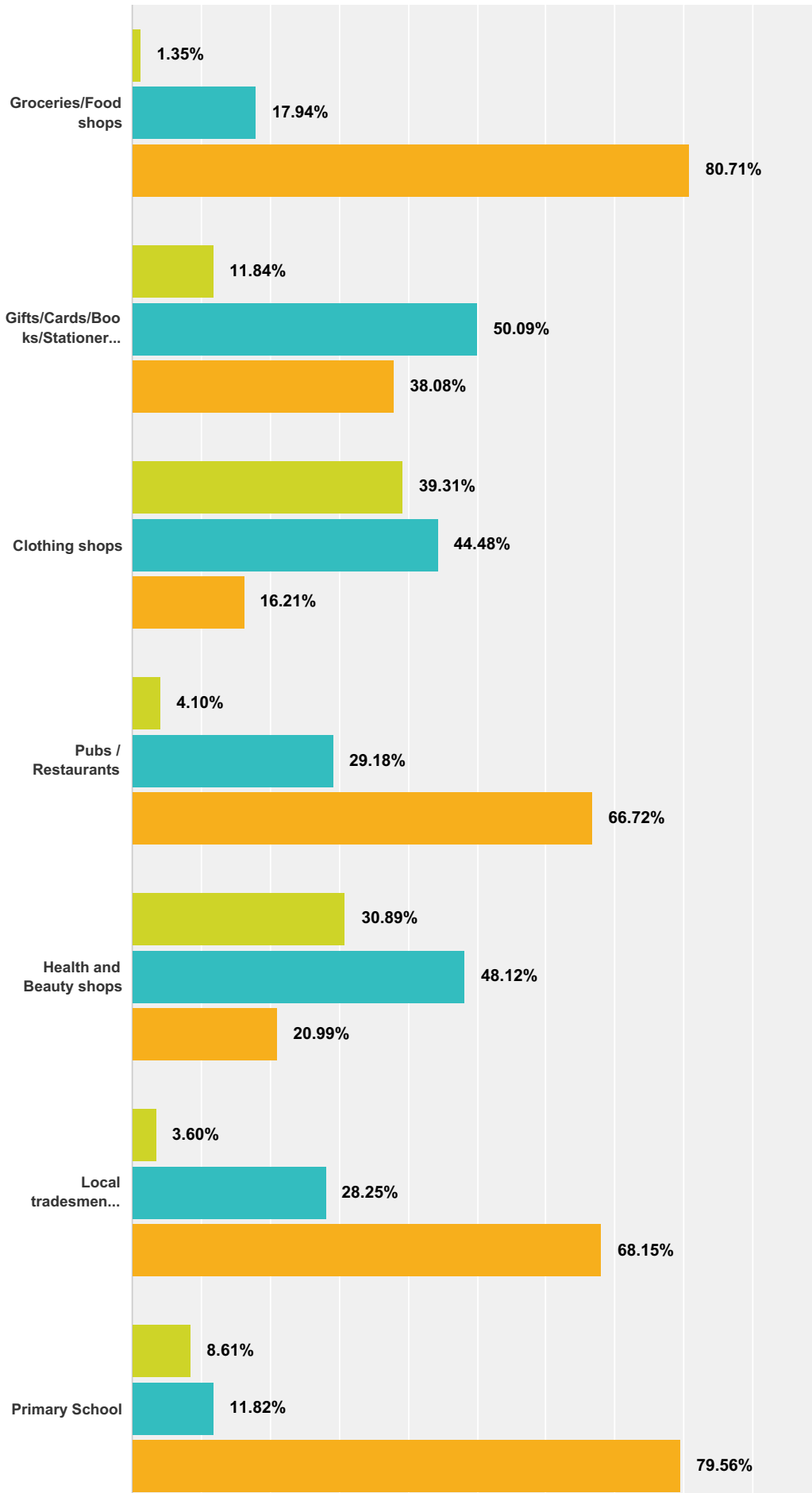
Answered: 112 Skipped: 495

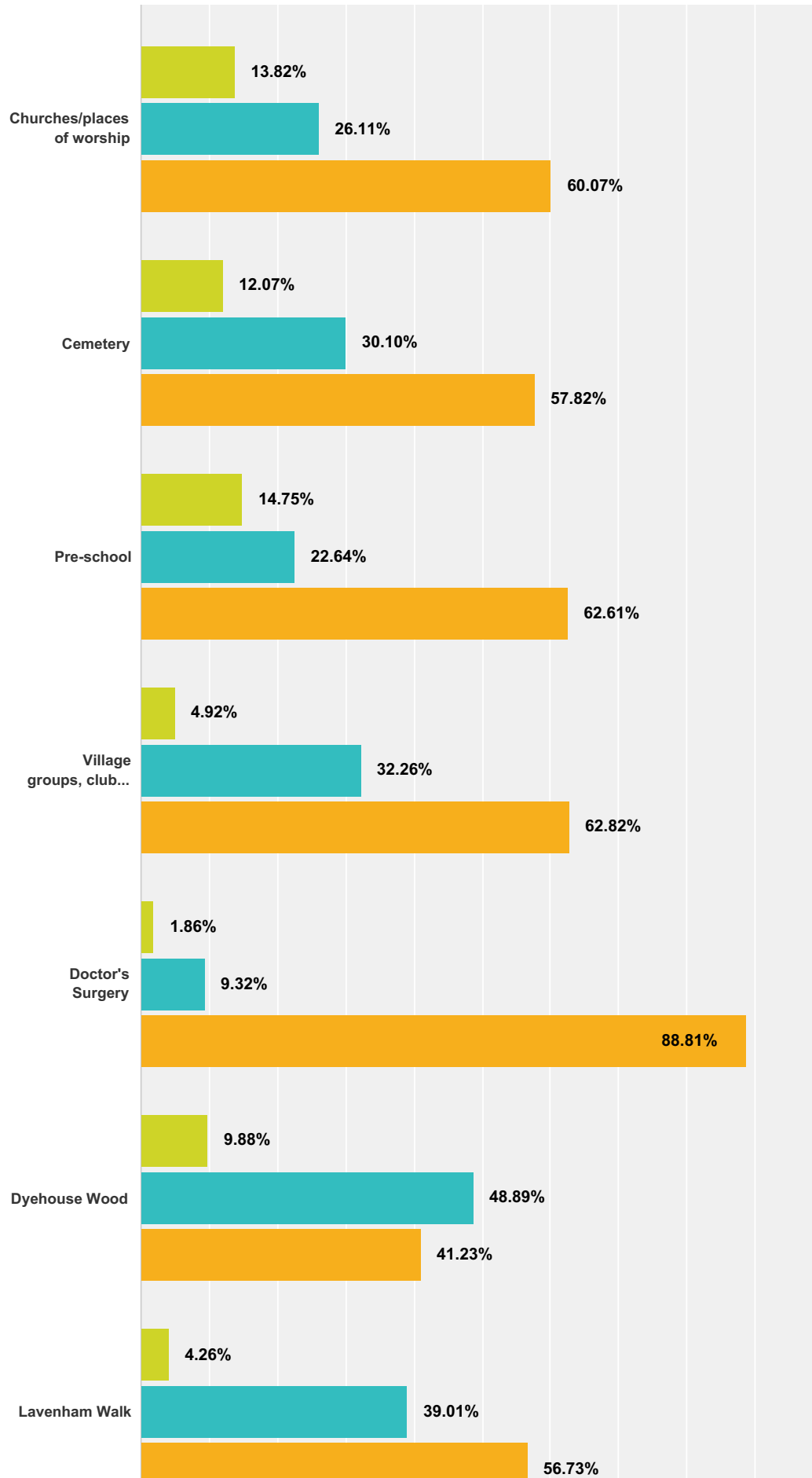
### Q18 How important to you, individually or as a family, is preserving the following village facilities/amenities?

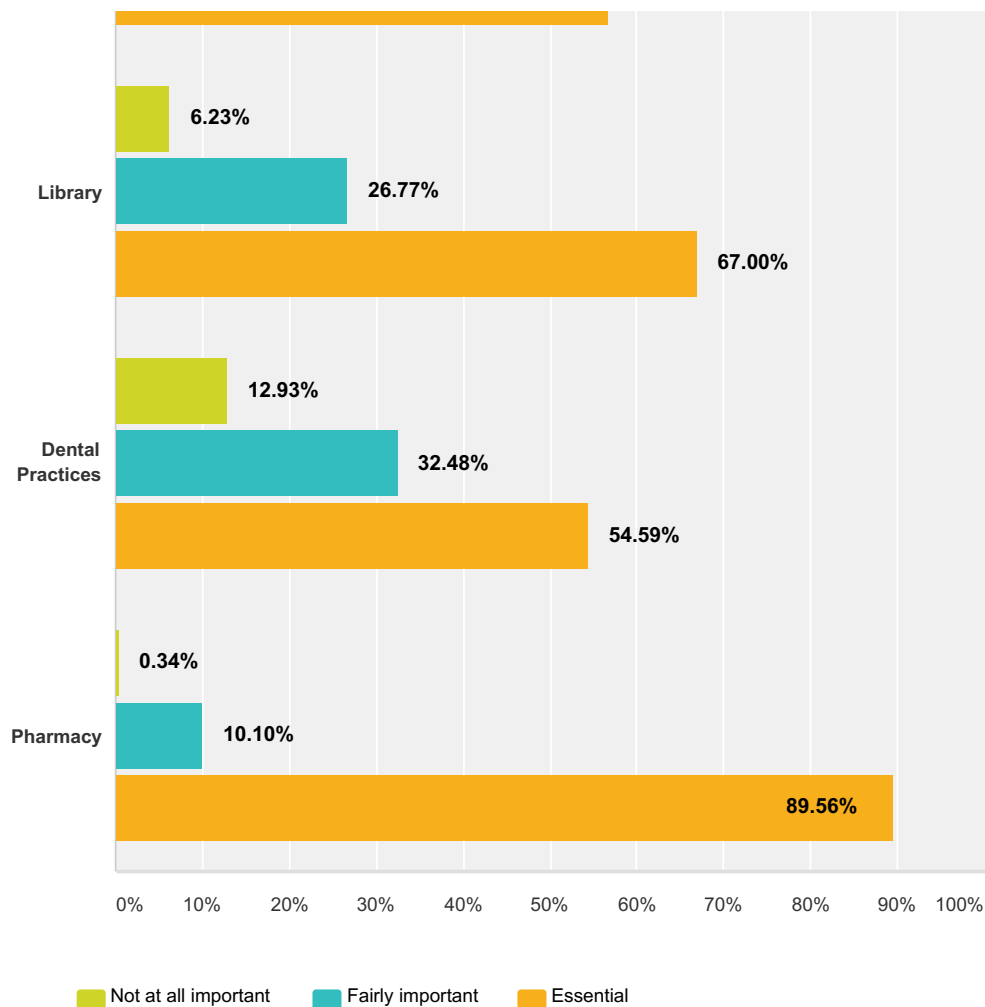
Answered: 598 Skipped: 9









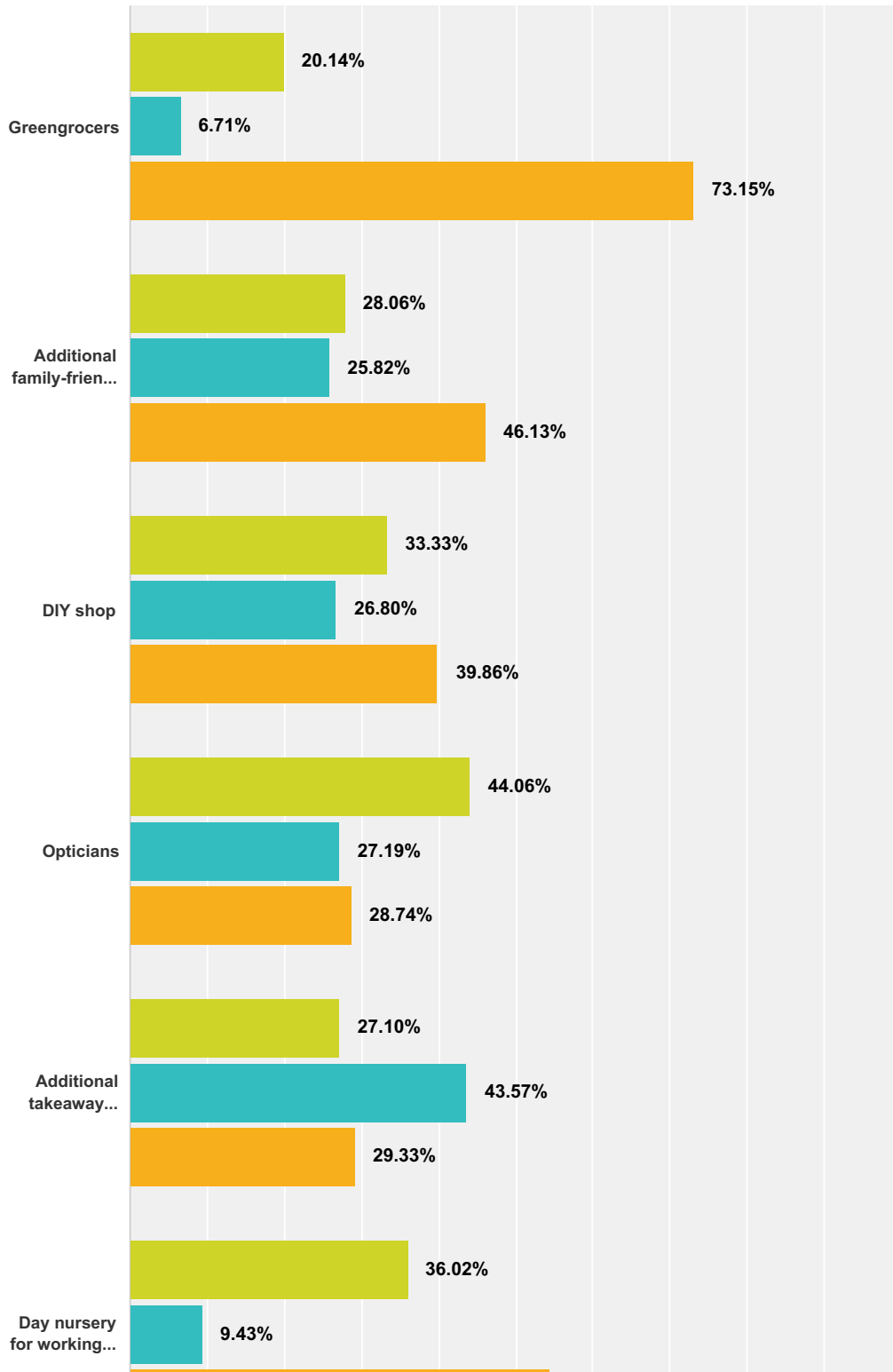


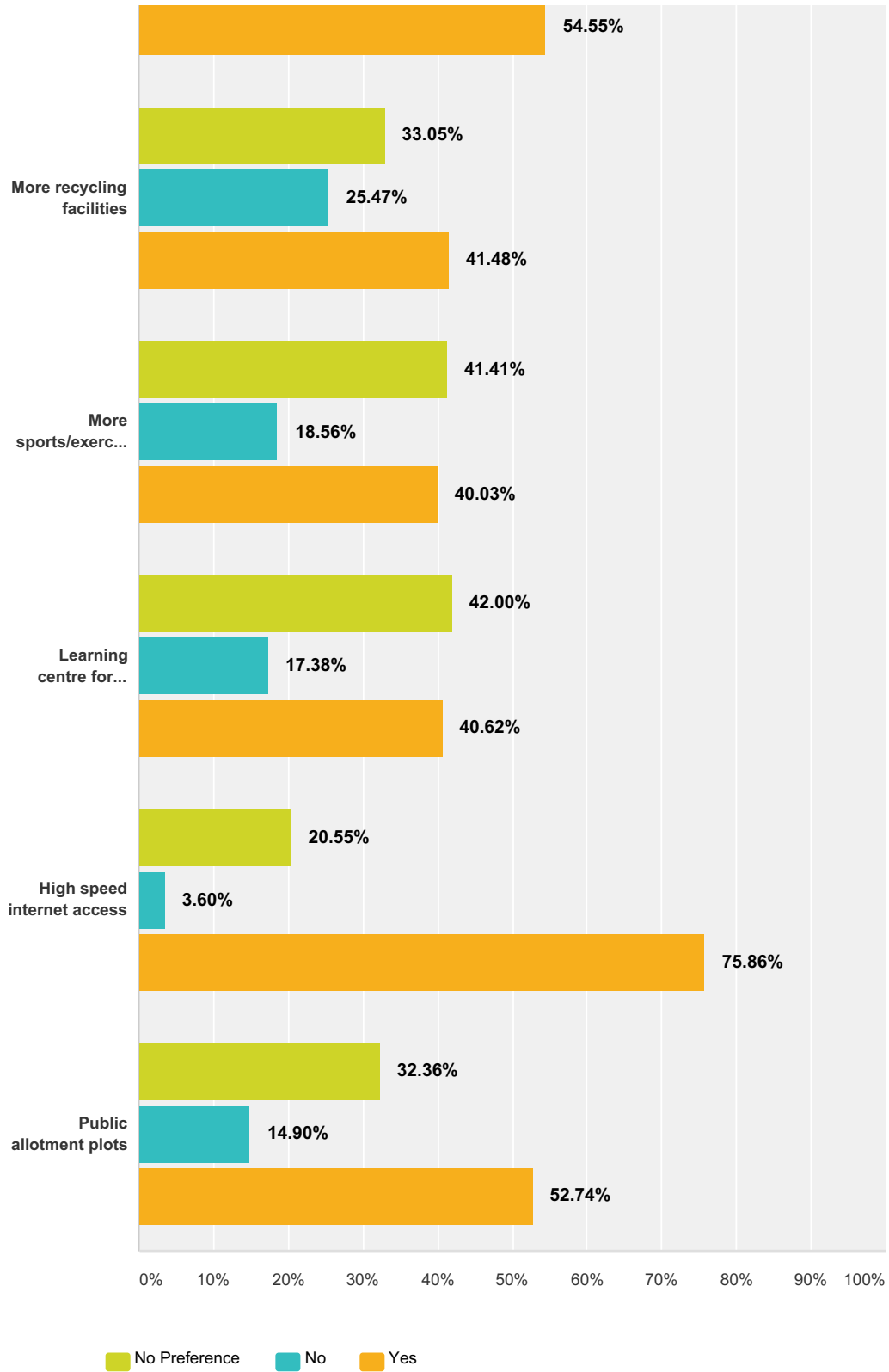
	Not at all important	Fairly important	Essential	Total
Village Hall	3.72% 22	23.99% 142	72.30% 428	592
Play equipment	18.38% 107	38.49% 224	43.13% 251	582
Sports Pavilion & Playing Field	11.26% 66	34.81% 204	53.92% 316	586
Public footpaths/bridleways	2.39% 14	30.49% 179	67.12% 394	587
Allotments	24.66% 143	47.41% 275	27.93% 162	580
Post Office	1.69% 10	13.66% 81	84.65% 502	593
Groceries/Food shops	1.35% 8	17.94% 106	80.71% 477	591
Gifts/Cards/Books/Stationery shops	11.84% 69	50.09% 292	38.08% 222	583
Clothing shops	39.31% 228	44.48% 258	16.21% 94	580
Pubs / Restaurants	4.10% 24	29.18% 171	66.72% 391	586

Health and Beauty shops	<b>30.89%</b> 181	<b>48.12%</b> 282	<b>20.99%</b> 123	586
Local tradesmen (electricians / builders / plumbers / gardeners etc)	<b>3.60%</b> 21	<b>28.25%</b> 165	<b>68.15%</b> 398	584
Primary School	<b>8.61%</b> 51	<b>11.82%</b> 70	<b>79.56%</b> 471	592
Churches/places of worship	<b>13.82%</b> 81	<b>26.11%</b> 153	<b>60.07%</b> 352	586
Cemetery	<b>12.07%</b> 71	<b>30.10%</b> 177	<b>57.82%</b> 340	588
Pre-school	<b>14.75%</b> 86	<b>22.64%</b> 132	<b>62.61%</b> 365	583
Village groups, clubs & associations	<b>4.92%</b> 29	<b>32.26%</b> 190	<b>62.82%</b> 370	589
Doctor's Surgery	<b>1.86%</b> 11	<b>9.32%</b> 55	<b>88.81%</b> 524	590
Dyehouse Wood	<b>9.88%</b> 58	<b>48.89%</b> 287	<b>41.23%</b> 242	587
Lavenham Walk	<b>4.26%</b> 25	<b>39.01%</b> 229	<b>56.73%</b> 333	587
Library	<b>6.23%</b> 37	<b>26.77%</b> 159	<b>67.00%</b> 398	594
Dental Practices	<b>12.93%</b> 76	<b>32.48%</b> 191	<b>54.59%</b> 321	588
Pharmacy	<b>0.34%</b> 2	<b>10.10%</b> 60	<b>89.56%</b> 532	594

**Q19 Bearing in mind the implications of potential new buildings, parking, traffic etc, which of the following shops, services and amenities would you like to see in the village? (Please tick)**

Answered: 591 Skipped: 16



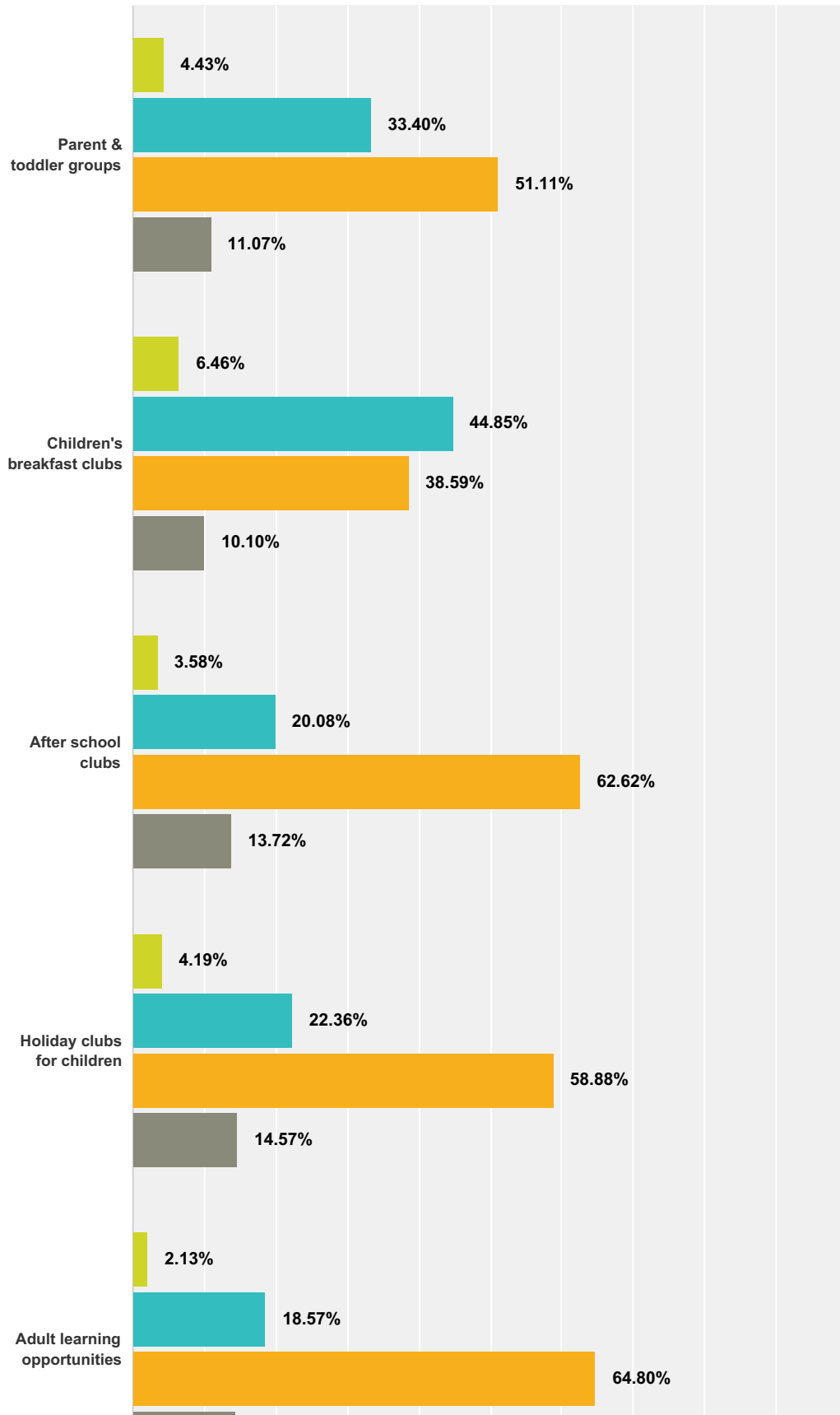


	No Preference	No	Yes	Total
Greengrocers	20.14% 117	6.71% 39	73.15% 425	581
Additional family-friendly, affordable restaurants	28.06% 163	25.82% 150	46.13% 268	581

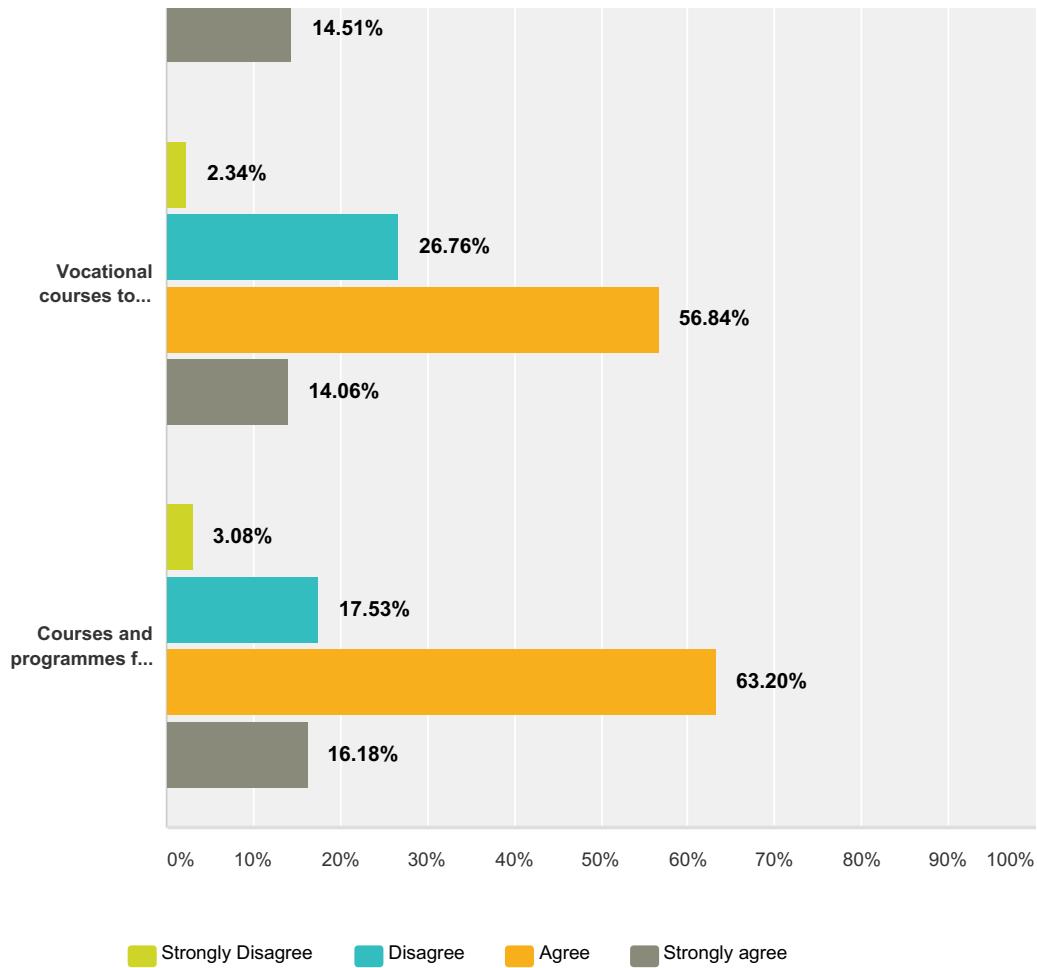
DIY shop	<b>33.33%</b> 194	<b>26.80%</b> 156	<b>39.86%</b> 232	582
Opticians	<b>44.06%</b> 256	<b>27.19%</b> 158	<b>28.74%</b> 167	581
Additional takeaway restaurants	<b>27.10%</b> 158	<b>43.57%</b> 254	<b>29.33%</b> 171	583
Day nursery for working parents	<b>36.02%</b> 210	<b>9.43%</b> 55	<b>54.55%</b> 318	583
More recycling facilities	<b>33.05%</b> 192	<b>25.47%</b> 148	<b>41.48%</b> 241	581
More sports/exercise facilities	<b>41.41%</b> 241	<b>18.56%</b> 108	<b>40.03%</b> 233	582
Learning centre for training courses	<b>42.00%</b> 244	<b>17.38%</b> 101	<b>40.62%</b> 236	581
High speed internet access	<b>20.55%</b> 120	<b>3.60%</b> 21	<b>75.86%</b> 443	584
Public allotment plots	<b>32.36%</b> 189	<b>14.90%</b> 87	<b>52.74%</b> 308	584

### Q20 Our village requires more: (Please tick)

Answered: 537 Skipped: 70



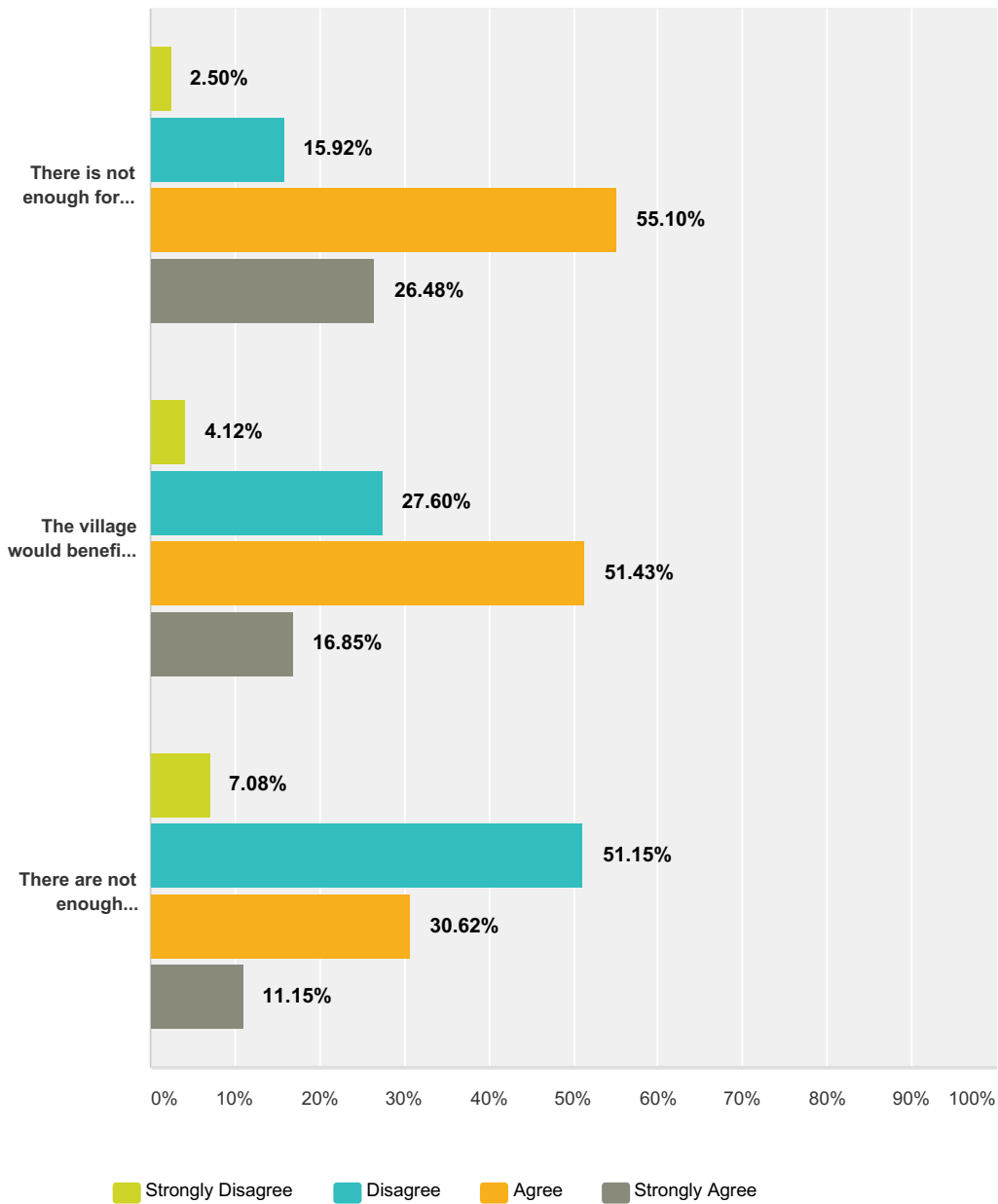




	Strongly Disagree	Disagree	Agree	Strongly agree	Total
Parent & toddler groups	4.43% 22	33.40% 166	51.11% 254	11.07% 55	497
Children's breakfast clubs	6.46% 32	44.85% 222	38.59% 191	10.10% 50	495
After school clubs	3.58% 18	20.08% 101	62.62% 315	13.72% 69	503
Holiday clubs for children	4.19% 21	22.36% 112	58.88% 295	14.57% 73	501
Adult learning opportunities	2.13% 11	18.57% 96	64.80% 335	14.51% 75	517
Vocational courses to supplement income	2.34% 12	26.76% 137	56.84% 291	14.06% 72	512
Courses and programmes for retirees	3.08% 16	17.53% 91	63.20% 328	16.18% 84	519

### Q21 How much do you agree or disagree with the following statements:

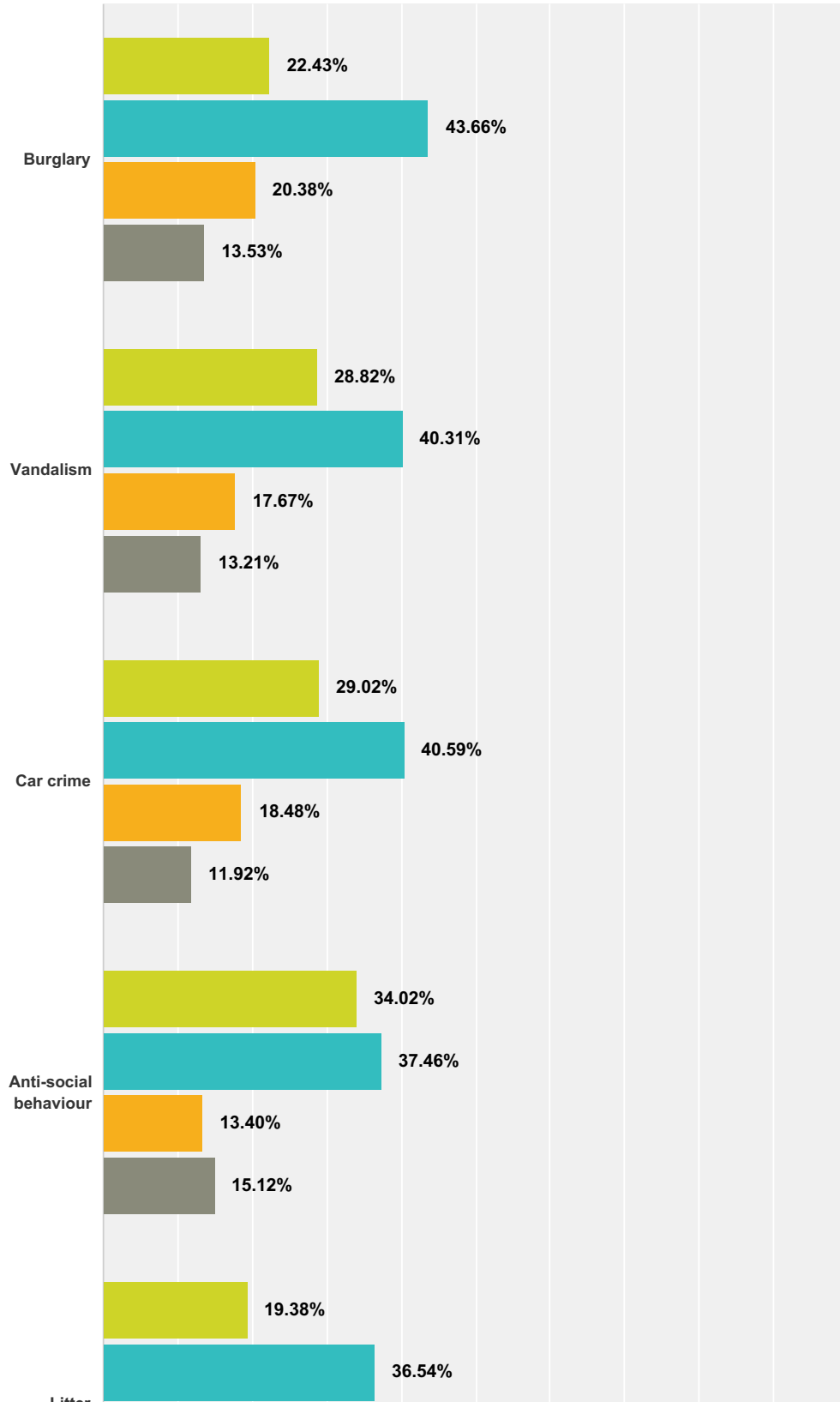
Answered: 578 Skipped: 29

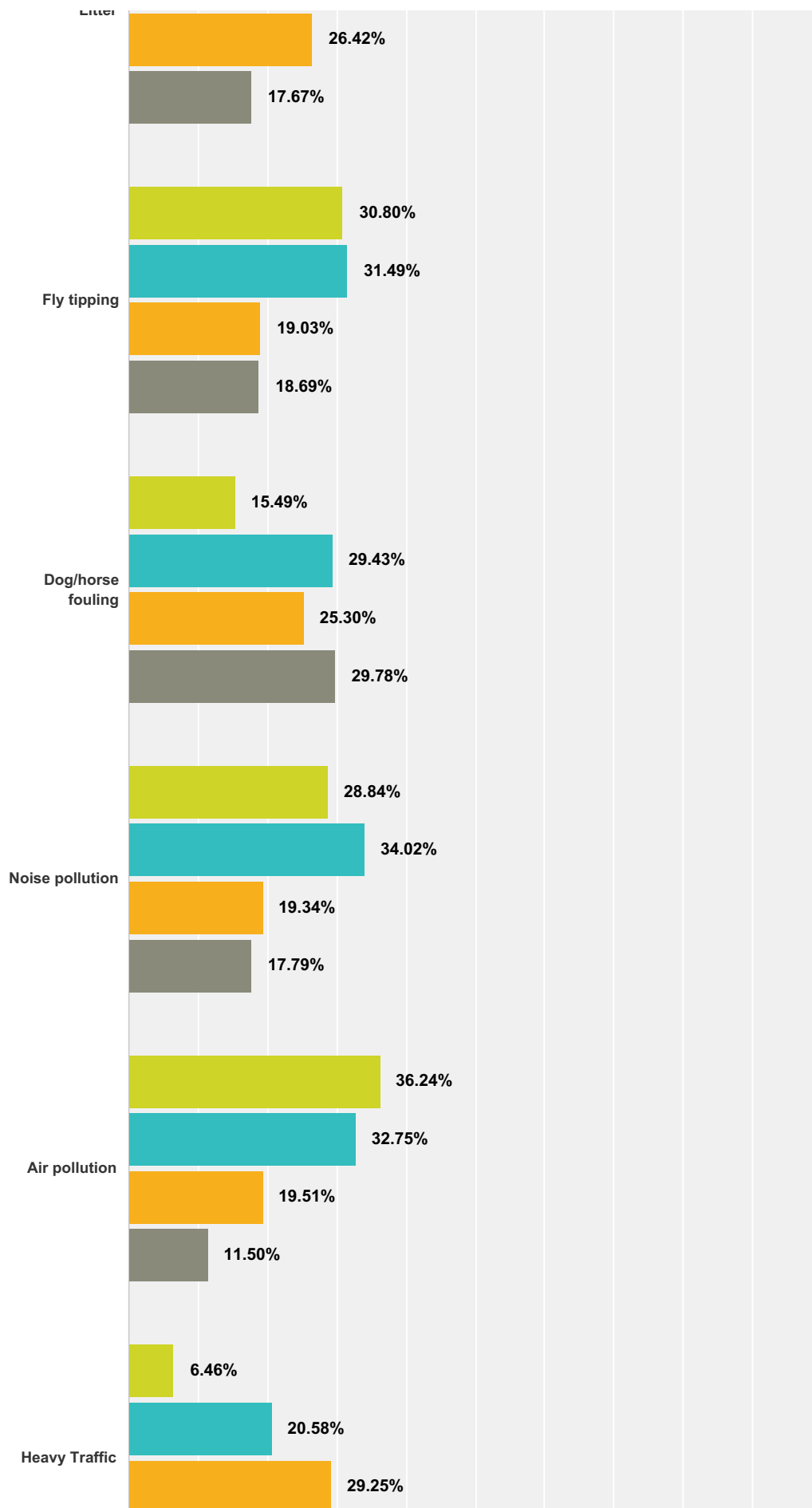


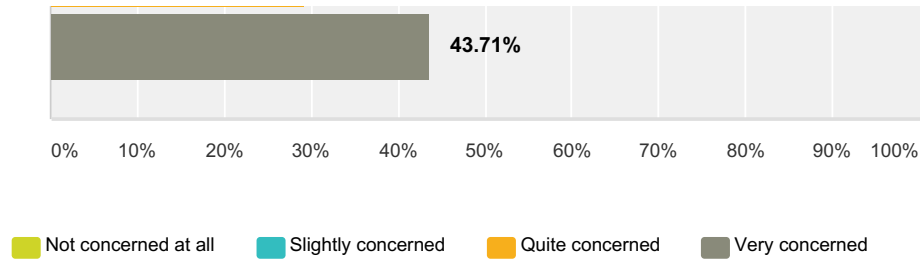
	Strongly Disagree	Disagree	Agree	Strongly Agree	Total
There is not enough for teenagers to do in the village	2.50% 14	15.92% 89	55.10% 308	26.48% 148	559
The village would benefit from investment in adventure play and picnic areas	4.12% 23	27.60% 154	51.43% 287	16.85% 94	558
There are not enough facilities for the 65+ population	7.08% 40	51.15% 289	30.62% 173	11.15% 63	565

### Q22 To what extent do any of the following cause you direct concern within the village? (Please tick)

Answered: 592 Skipped: 15







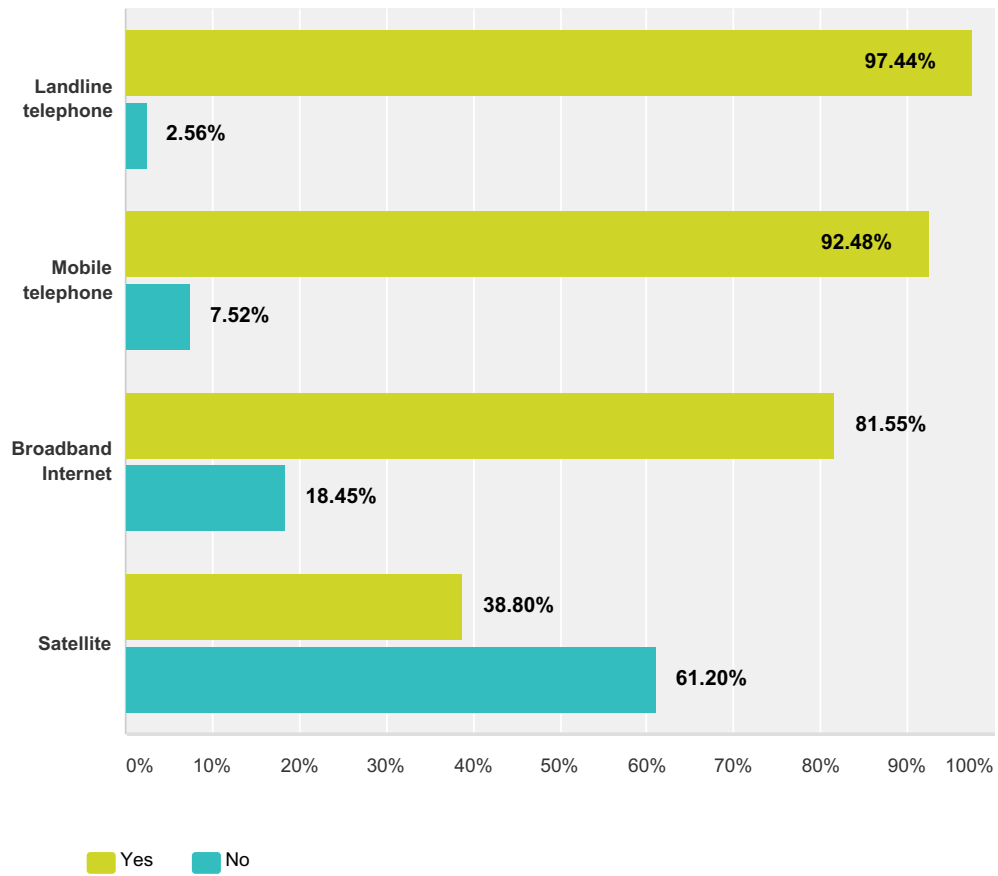
	Not concerned at all	Slightly concerned	Quite concerned	Very concerned	Total
Burglary	22.43% 131	43.66% 255	20.38% 119	13.53% 79	584
Vandalism	28.82% 168	40.31% 235	17.67% 103	13.21% 77	583
Car crime	29.02% 168	40.59% 235	18.48% 107	11.92% 69	579
Anti-social behaviour	34.02% 198	37.46% 218	13.40% 78	15.12% 88	582
Litter	19.38% 113	36.54% 213	26.42% 154	17.67% 103	583
Fly tipping	30.80% 178	31.49% 182	19.03% 110	18.69% 108	578
Dog/horse fouling	15.49% 90	29.43% 171	25.30% 147	29.78% 173	581
Noise pollution	28.84% 167	34.02% 197	19.34% 112	17.79% 103	579
Air pollution	36.24% 208	32.75% 188	19.51% 112	11.50% 66	574
Heavy Traffic	6.46% 38	20.58% 121	29.25% 172	43.71% 257	588

**Q23 If you have anything further to add to this section, please comment in the space below:**

Answered: 130 Skipped: 477

### Q24 Do you have access at home to any of the following:Please tick

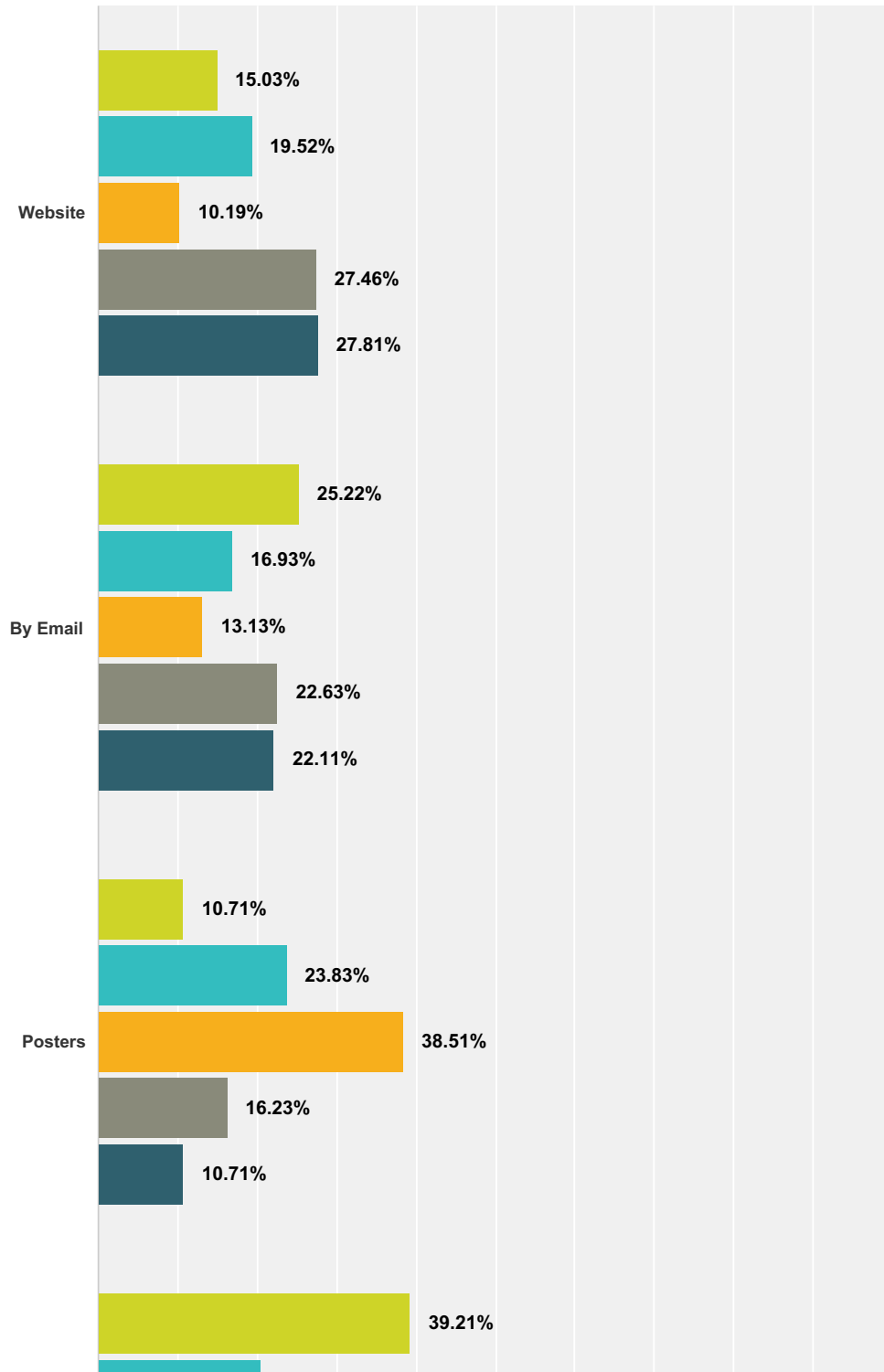
Answered: 587 Skipped: 20



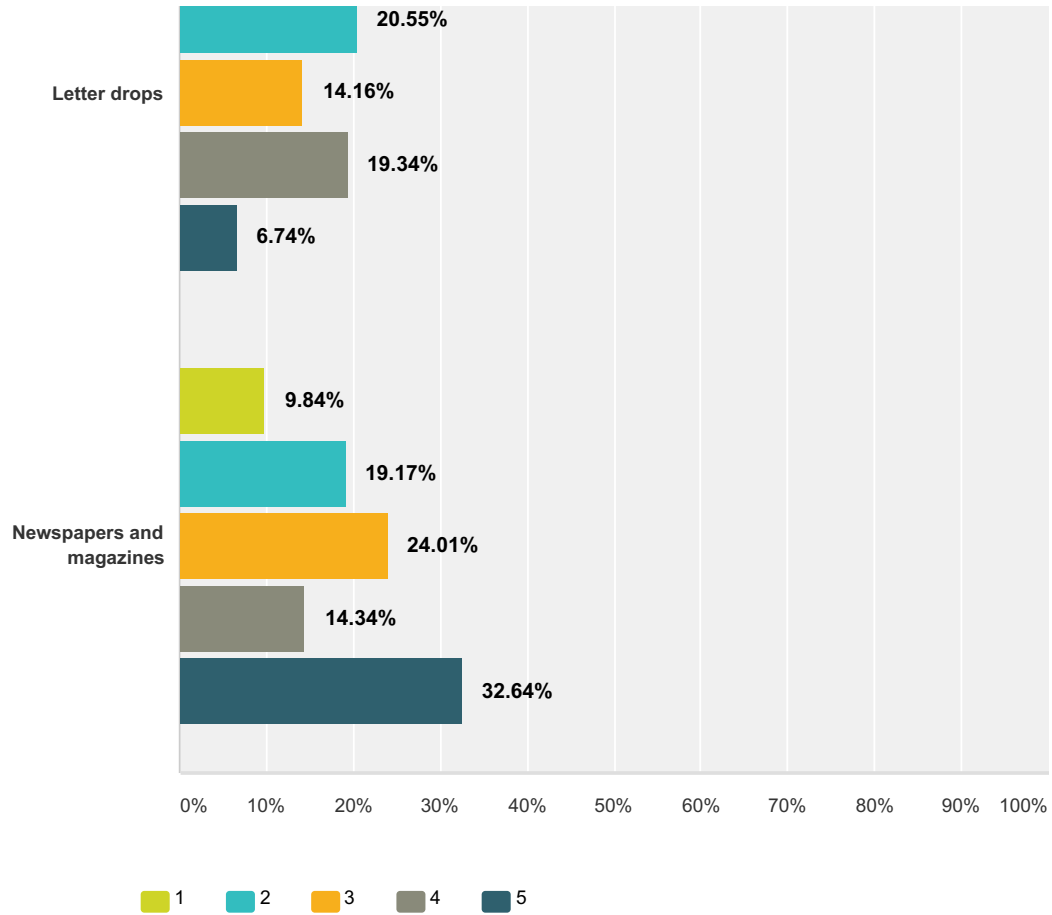
	Yes	No	Total
Landline telephone	97.44% 571	2.56% 15	586
Mobile telephone	92.48% 541	7.52% 44	585
Broadband Internet	81.55% 473	18.45% 107	580
Satellite	38.80% 220	61.20% 347	567

**Q25 Regarding communication of Public Notices within Lavenham how would you prefer to receive this information? Please rank in order of preference, where 1 is your first choice, and 5 is your least favourite choice.**

Answered: 579 Skipped: 28







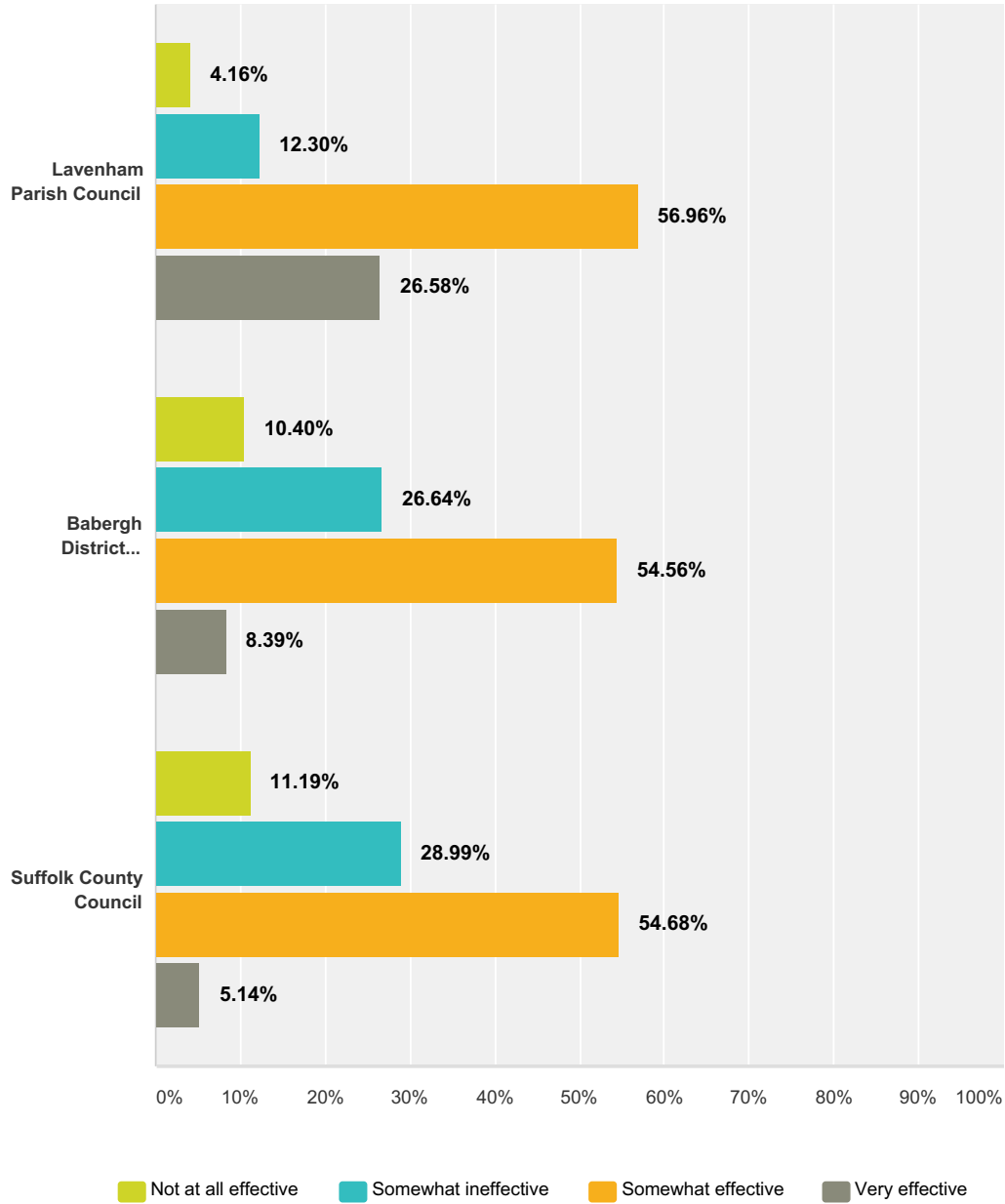
	1	2	3	4	5	Total	Score
Website	15.03% 87	19.52% 113	10.19% 59	27.46% 159	27.81% 161	579	2.66
By Email	25.22% 146	16.93% 98	13.13% 76	22.63% 131	22.11% 128	579	3.01
Posters	10.71% 62	23.83% 138	38.51% 223	16.23% 94	10.71% 62	579	3.08
Letter drops	39.21% 227	20.55% 119	14.16% 82	19.34% 112	6.74% 39	579	3.66
Newspapers and magazines	9.84% 57	19.17% 111	24.01% 139	14.34% 83	32.64% 189	579	2.59

**Q26 If you have anything further to add to this section, please comment in the space below:**

Answered: 42 Skipped: 565

### Q27 Please answer the following questions about their effectiveness and how we can move forward

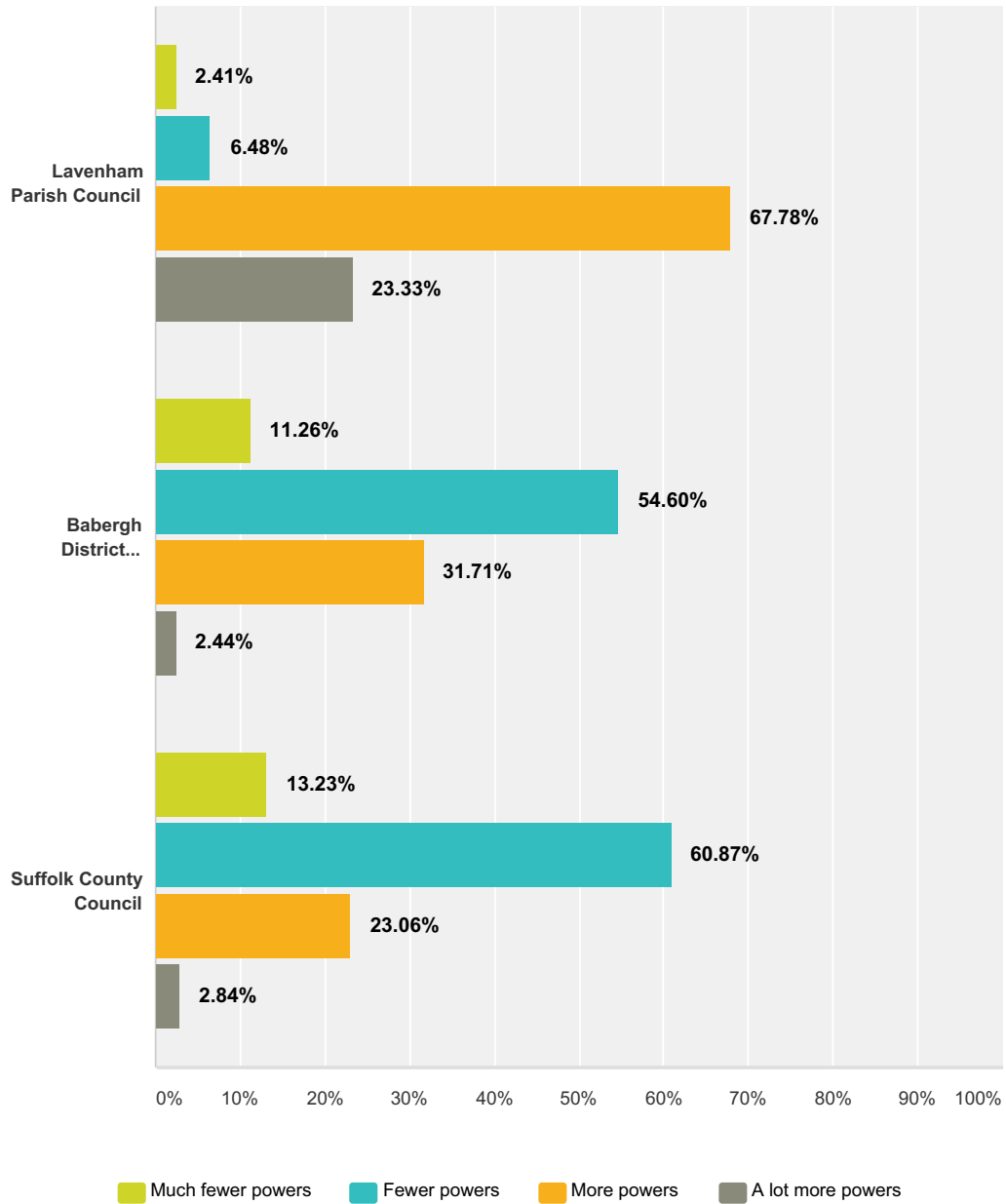
Answered: 556 Skipped: 51



	Not at all effective	Somewhat ineffective	Somewhat effective	Very effective	Total
Lavenham Parish Council	4.16% 23	12.30% 68	56.96% 315	26.58% 147	553
Babergh District Council	10.40% 57	26.64% 146	54.56% 299	8.39% 46	548
Suffolk County Council	11.19% 61	28.99% 158	54.68% 298	5.14% 28	545

### Q28 In the future should they have:

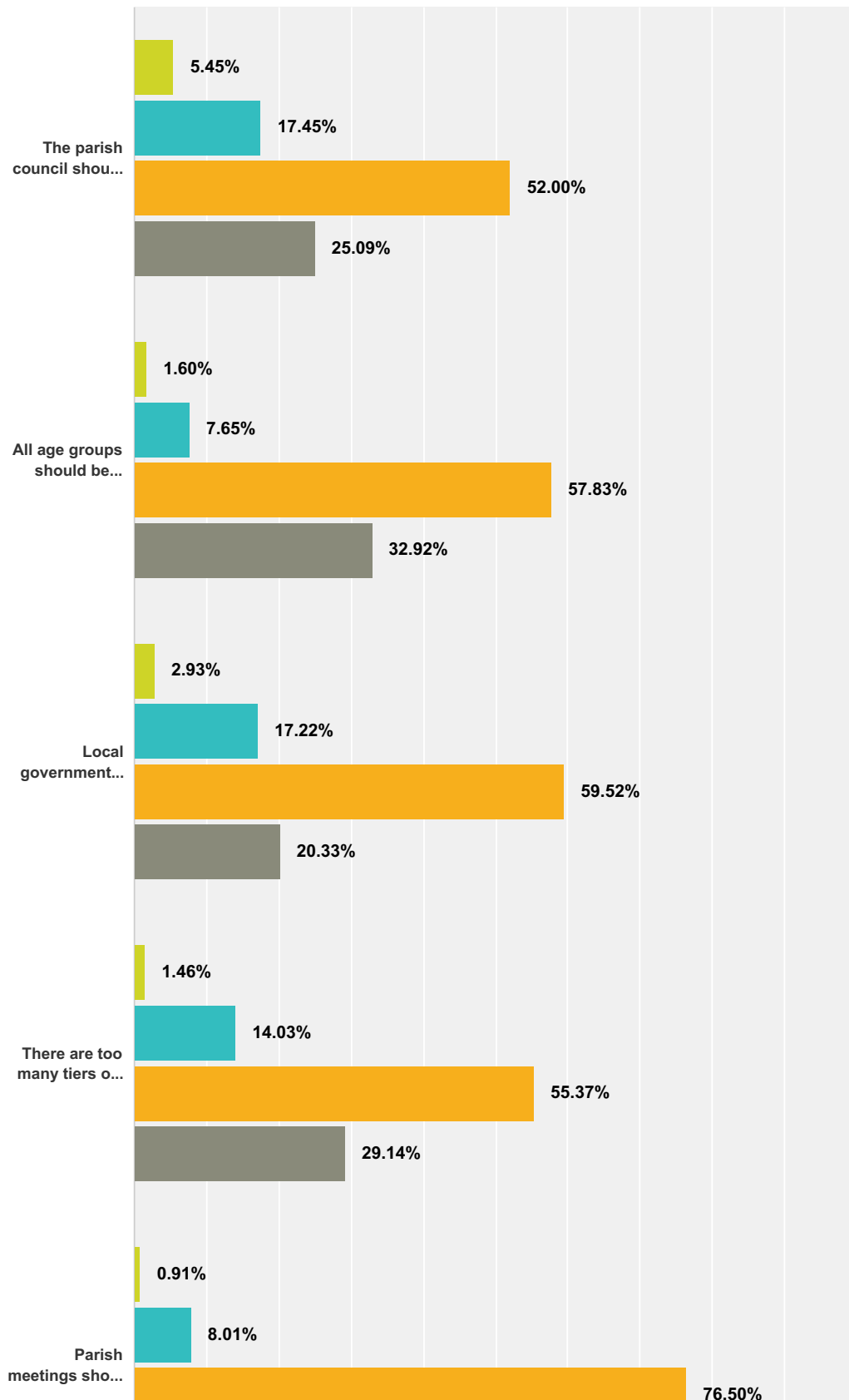
Answered: 543 Skipped: 64

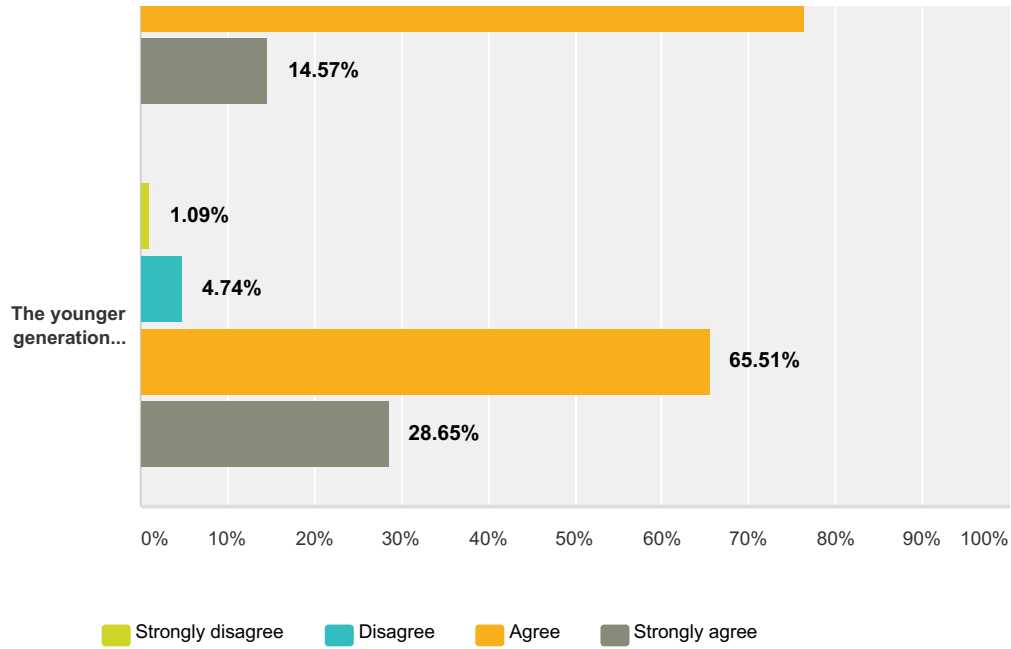


	Much fewer powers	Fewer powers	More powers	A lot more powers	Total
Lavenham Parish Council	2.41% 13	6.48% 35	67.78% 366	23.33% 126	540
Babergh District Council	11.26% 60	54.60% 291	31.71% 169	2.44% 13	533
Suffolk County Council	13.23% 70	60.87% 322	23.06% 122	2.84% 15	529

### Q29 What do you think of the following statements:

Answered: 584 Skipped: 23





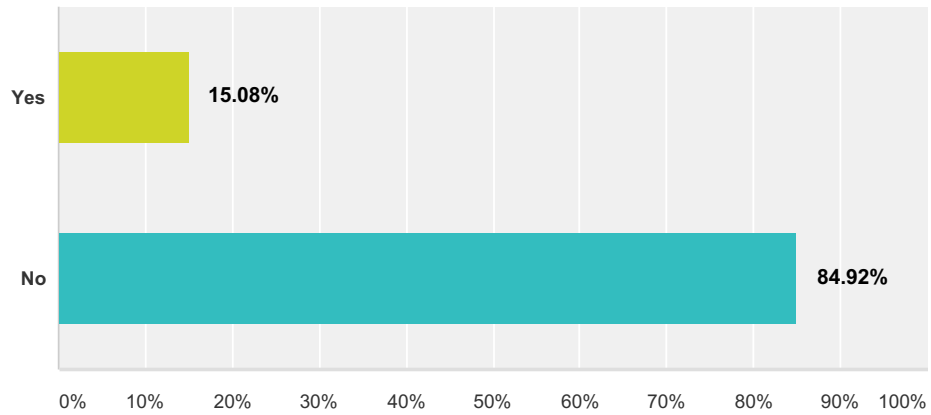
	Strongly disagree	Disagree	Agree	Strongly agree	Total
The parish council should have the power to deal with planning applications	5.45% 30	17.45% 96	52.00% 286	25.09% 138	550
All age groups should be represented within the Parish Council	1.60% 9	7.65% 43	57.83% 325	32.92% 185	562
Local government should hold periodic referenda on issues	2.93% 16	17.22% 94	59.52% 325	20.33% 111	546
There are too many tiers of government	1.46% 8	14.03% 77	55.37% 304	29.14% 160	549
Parish meetings should be called regularly	0.91% 5	8.01% 44	76.50% 420	14.57% 80	549
The younger generation needs to be more proactive within the community and its organisations	1.09% 6	4.74% 26	65.51% 359	28.65% 157	548

**Q30 If you have anything further to add to this section, please comment in the space below:**

Answered: 78 Skipped: 529

### Q31 Were you born in Lavenham?

Answered: 590 Skipped: 17

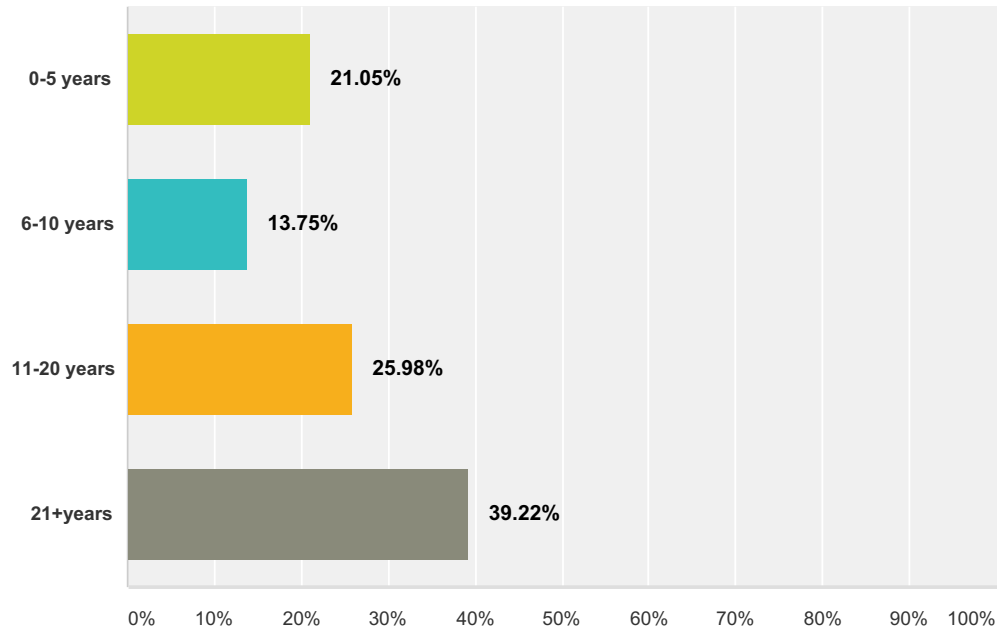


Answer Choices	Responses
Yes	15.08% 89
No	84.92% 501
<b>Total</b>	<b>590</b>



### Q32 How long have you lived in Lavenham:

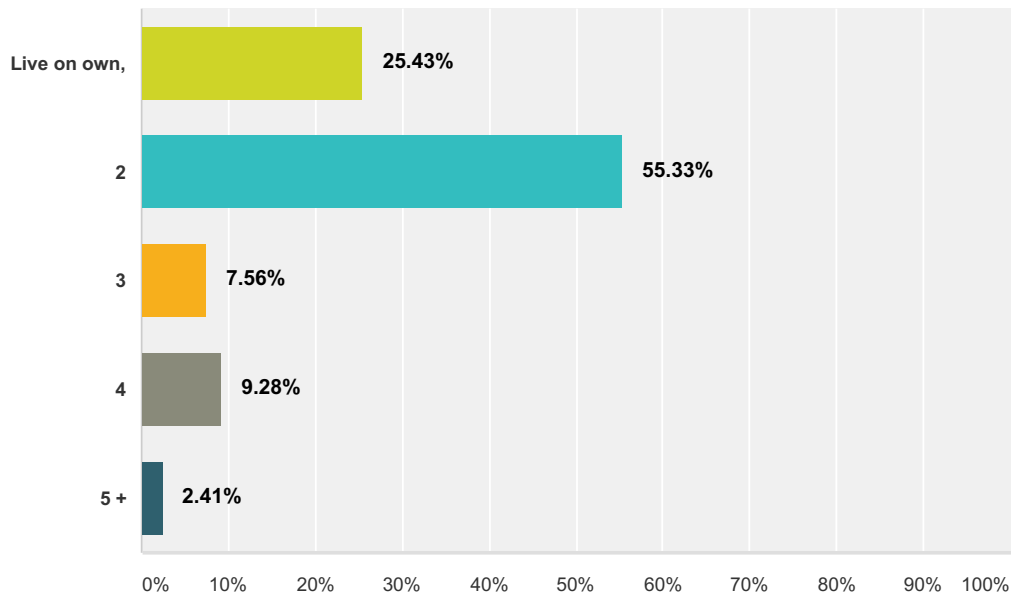
Answered: 589 Skipped: 18



Answer Choices	Responses	
0-5 years	21.05%	124
6-10 years	13.75%	81
11-20 years	25.98%	153
21+years	39.22%	231
<b>Total</b>		<b>589</b>

### Q33 How many people are there in your household:

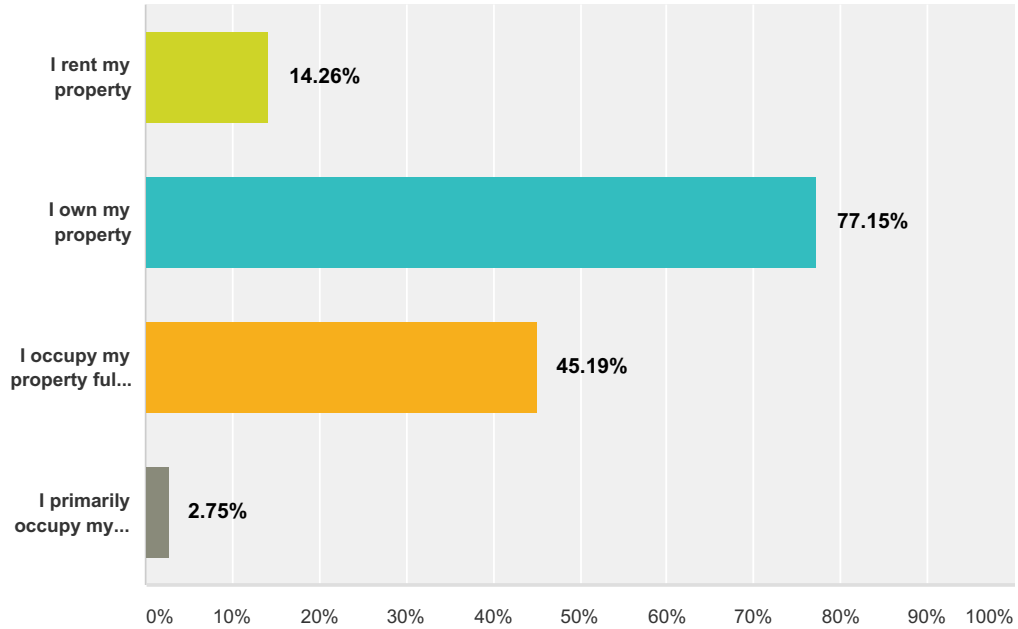
Answered: 582 Skipped: 25



Answer Choices	Responses	
Live on own,	25.43%	148
2	55.33%	322
3	7.56%	44
4	9.28%	54
5 +	2.41%	14
<b>Total</b>		<b>582</b>

### Q34 Which of the following statements best describes your living arrangements in Lavenham. Tick however many apply:

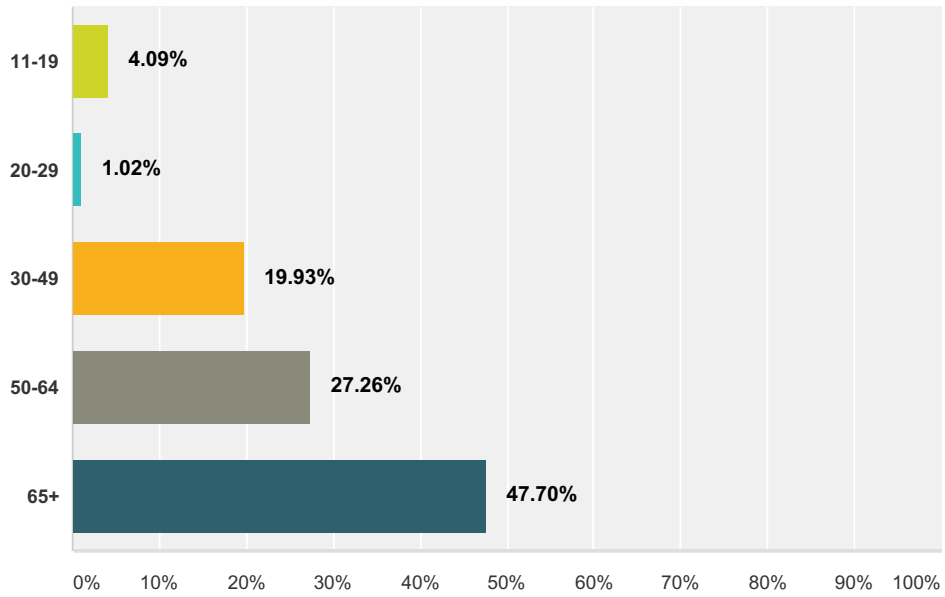
Answered: 582 Skipped: 25



Answer Choices	Responses
I rent my property	14.26% 83
I own my property	77.15% 449
I occupy my property full time	45.19% 263
I primarily occupy my property at weekends and holidays	2.75% 16
<b>Total Respondents: 582</b>	

### Q35 How old are you:

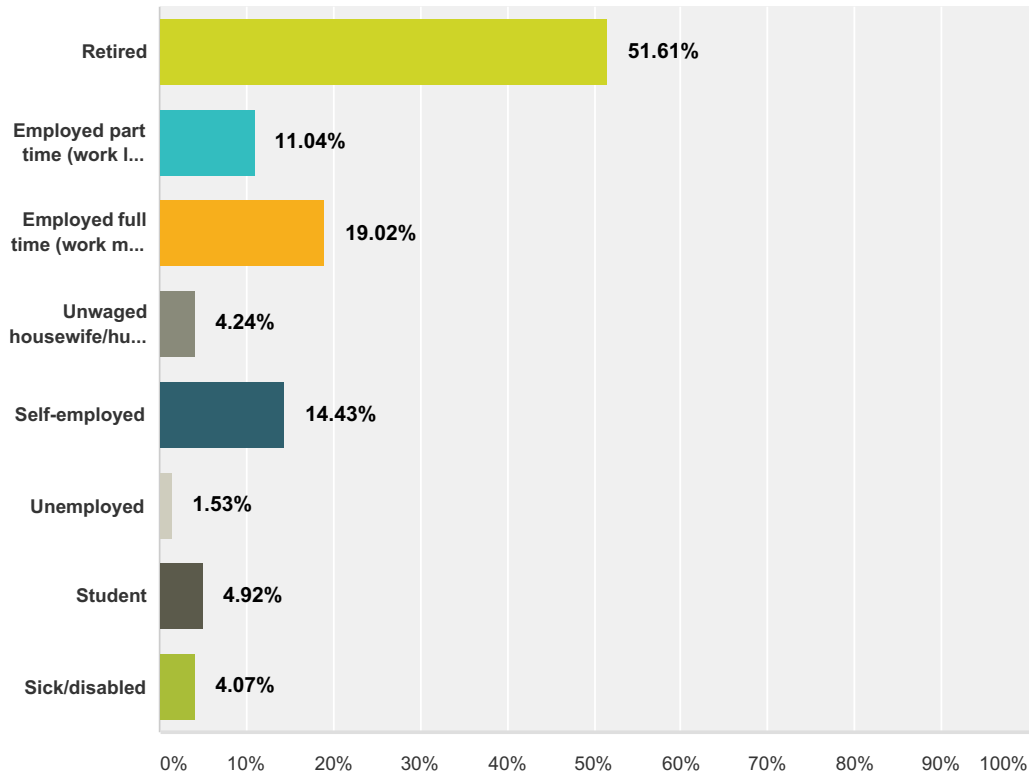
Answered: 587 Skipped: 20



Answer Choices	Responses
11-19	4.09% 24
20-29	1.02% 6
30-49	19.93% 117
50-64	27.26% 160
65+	47.70% 280
<b>Total</b>	<b>587</b>

### Q36 Are you: (Please tick all that apply)

Answered: 589 Skipped: 18



Answer Choices	Responses
Retired	51.61% 304
Employed part time (work less than 30 hours per week)	11.04% 65
Employed full time (work more than 30 hours per week)	19.02% 112
Unwaged housewife/husband	4.24% 25
Self-employed	14.43% 85
Unemployed	1.53% 9
Student	4.92% 29
Sick/disabled	4.07% 24
<b>Total Respondents: 589</b>	

**Q37 If you have anything further to add to this section, please comment in the space below:**

Answered: 49 Skipped: 558

**Q38 If you have any comments about this survey, please use the space below to let us know.**

Answered: 44 Skipped: 563