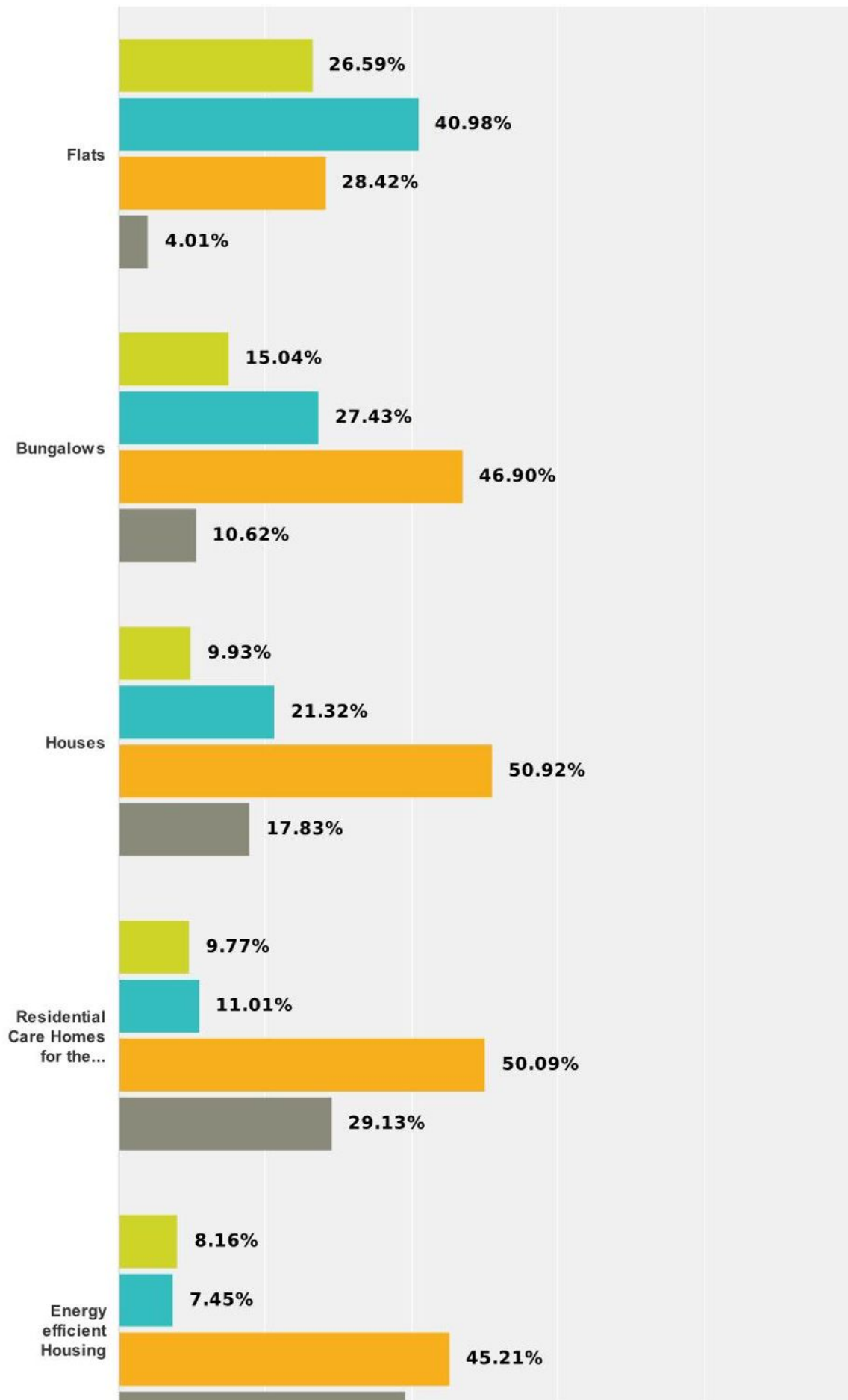
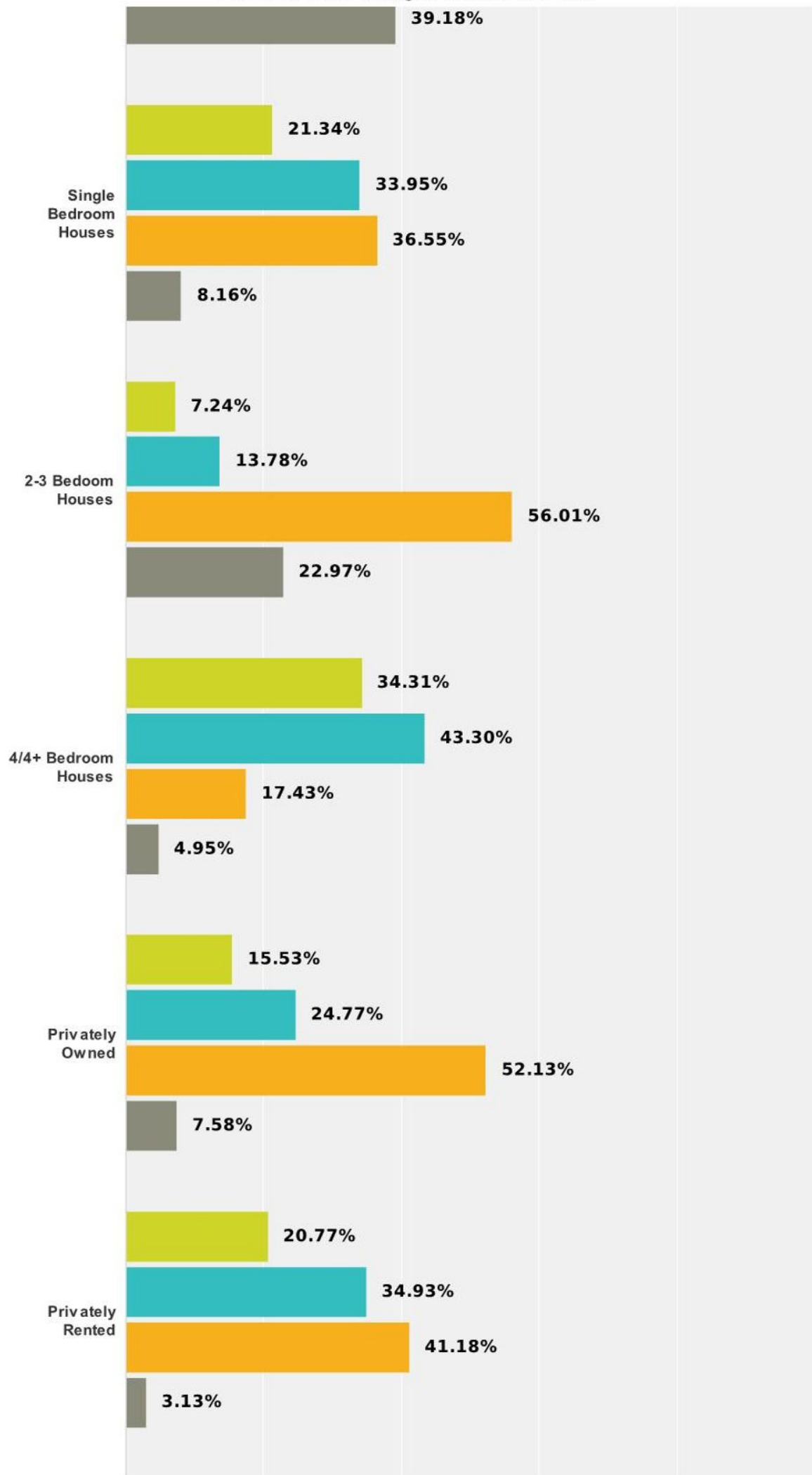


### Q4 What are our housing requirements for the future?

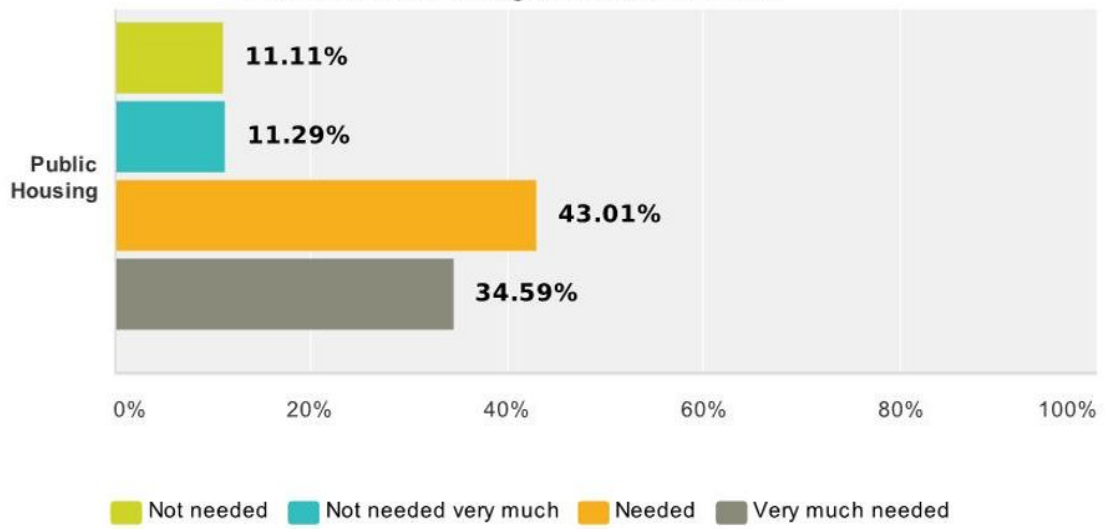
Answered: 592 Skipped: 14



# Lavenham's Neighbourhood Plan



## Lavenham's Neighbourhood Plan



	Not needed	Not needed very much	Needed	Very much needed	Total
Flats	26.59% 146	40.98% 225	28.42% 156	4.01% 22	549
Bungalows	15.04% 85	27.43% 155	46.90% 265	10.62% 60	565
Houses	9.93% 54	21.32% 116	50.92% 277	17.83% 97	544
Residential Care Homes for the Elderly/Infirmary	9.77% 55	11.01% 62	50.09% 282	29.13% 164	563
Energy efficient Housing	8.16% 46	7.45% 42	45.21% 255	39.18% 221	564
Single Bedroom Houses	21.34% 115	33.95% 183	36.55% 197	8.16% 44	539
2-3 Bedroom Houses	7.24% 41	13.78% 78	56.01% 317	22.97% 130	566
4/4+ Bedroom Houses	34.31% 187	43.30% 236	17.43% 95	4.95% 27	545
Privately Owned	15.53% 84	24.77% 134	52.13% 282	7.58% 41	541
Privately Rented	20.77% 113	34.93% 190	41.18% 224	3.13% 17	544
Public Housing	11.11% 62	11.29% 63	43.01% 240	34.59% 193	558